

# A1 INSTALLATION DRAWING

IF THIS DOCUMENT IS PRINTED IN HARDCOPY, IT IS FOR INFORMATION USE ONLY AND THEREFORE IS NOT SUBJECT TO UPDATING CONTROLS. ALWAYS REFER TO SOLIDWORKS VIEWER FOR LATEST ISSUE



THIS DRAWING IS CONFIDENTIAL AND IS SUPPLIED ON THE EXPRESS CONDITION THAT IT SHALL NOT BE LOANED OR COPIED OR DISCLOSED TO ANY OTHER PERSON OR USED FOR ANY OTHER PURPOSE WITHOUT THE WRITTEN CONSENT OF AP RACING LTD.



AP Racing  
Wheler Road  
Coventry  
CV3 4LB

Tel: +44 (0) 24 7663 9595  
Fax: +44 (0) 24 7663 9559  
e-mail: [engineering@apracings.co.uk](mailto:engineering@apracings.co.uk)  
Web site: <http://www.apracings.com>

© AP Racing Ltd. 2005

**DISC PART NUMBERS:**

CP3770-1016 RH AS SHOWN  
CP3770-1017 LH OPPOSITE

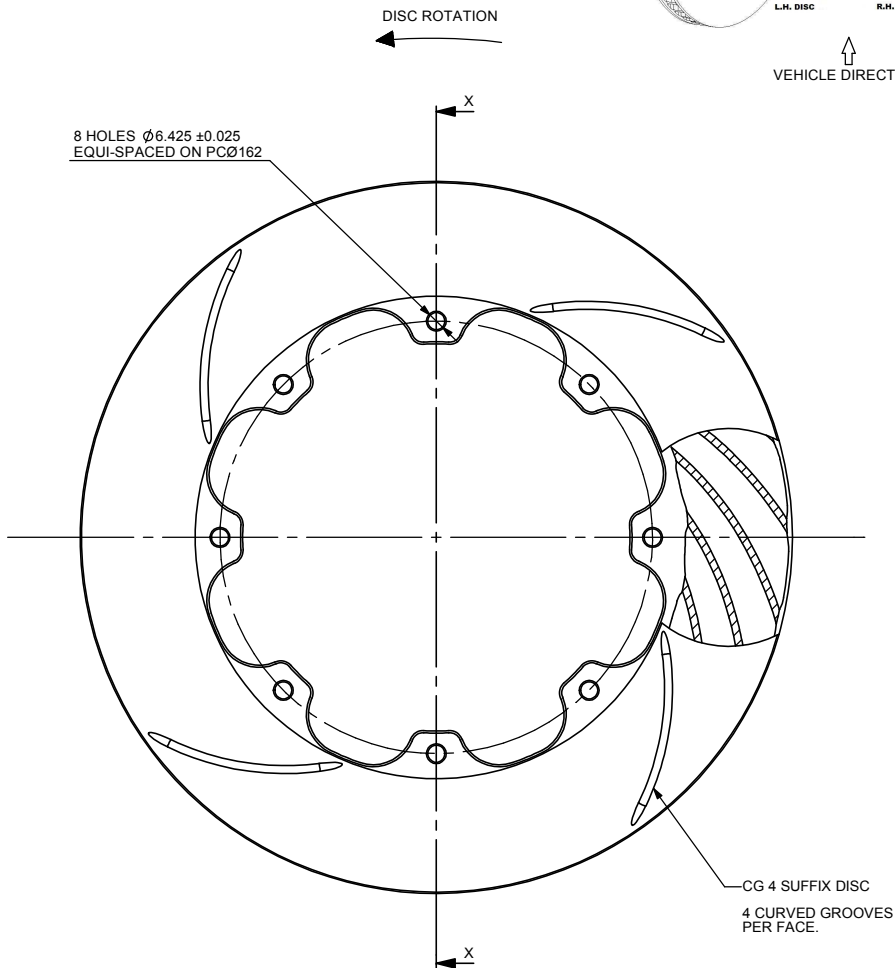
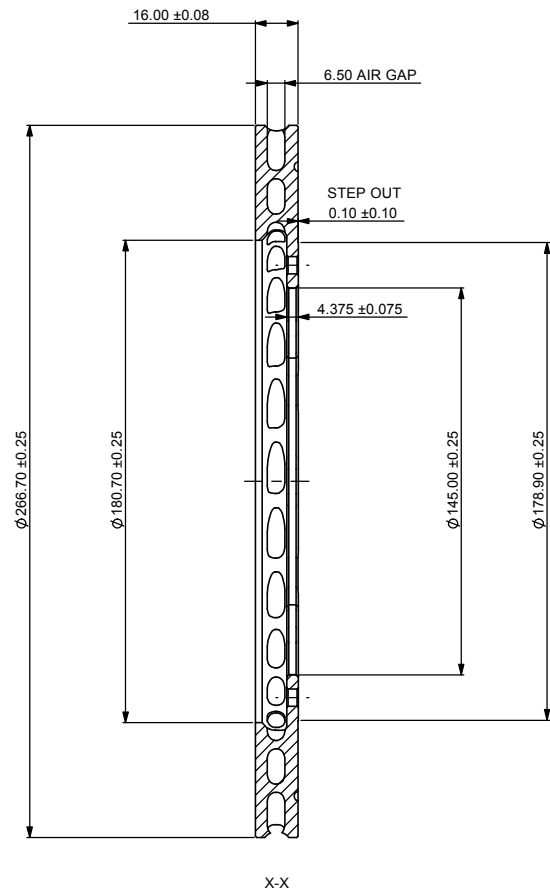
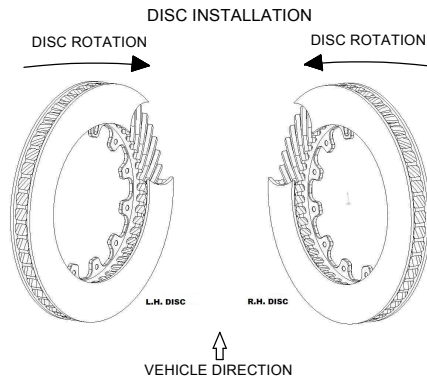
THIS IS A 24 VANE DISC OF MASS 2.41Kg

SUFFIX TO DISC PART No's

- P = PLAIN (NO GROOVES)
- CGnn = CURVED GROOVES AS SHOWN, VALUE nn PER FACE.  
i.e. CG4 MEANS 4 CURVED GROOVES PER FACE.
- Gn = STRAIGHT GROOVES, VALUE n PER FACE.
- B1 = PRE-BEDDED DISC

THIS DISC WAS DESIGNED TO WORK WITH A D43 DEPTH PAD.

FOR DISC MOUNTING TECHNIQUES, BEDDING PROCEDURE AND DISC COOLING RECOMMENDATIONS SEE AP RACING BRAKE DISC CATALOGUE.



Issue No.	Alterations		Zone	Initials
	Date & No.	Particulars		
1	25/11/02 B3539	CURRENT ISSUE		
2	22/06/06 B4460	0.1 STEP-OUT ADDED Ø178.9 ADDED		

SCALE 1:1		SHEET 1 OF 1	
DRAWN	D.ARROWSMITH		
APPROVED			
DERIVED FROM			
TITLE			
VENTILATED DISC MACHINING DRAWING			
DRG NO.	CP3770-1016~7CD		