

A1 INSTALLATION DRAWING

IF THIS DOCUMENT IS PRINTED IN HARDCOPY, IT IS FOR INFORMATION USE ONLY AND THEREFORE IS NOT SUBJECT TO UPDATING CONTROLS. ALWAYS REFER TO SOLIDWORKS VIEWER FOR LATEST ISSUE



THIS DRAWING IS CONFIDENTIAL AND IS SUPPLIED ON THE EXPRESS CONDITION THAT IT SHALL NOT BE LOANED OR COPIED OR DISCLOSED TO ANY OTHER PERSON OR USED FOR ANY OTHER PURPOSE WITHOUT THE WRITTEN CONSENT OF AP RACING LTD.



AP Racing
Wheler Road
Coventry
CV3 4LB

Tel: +44 (0) 24 7663 9595
Fax: +44 (0) 24 7663 9559
e-mail: engineering@apracings.com
Web site: <http://www.apracings.com>

© AP Racing Ltd. 2005

DISC PART NUMBERS

CP3781-2006 RH AS DRAWN
CP3781-2007 LH OPPOSITE
THIS IS A 48 VANE DISC OF MASS 5.0 Kg

THIS DISC WAS DESIGNED TO WORK WITH A D45 DEPTH PAD

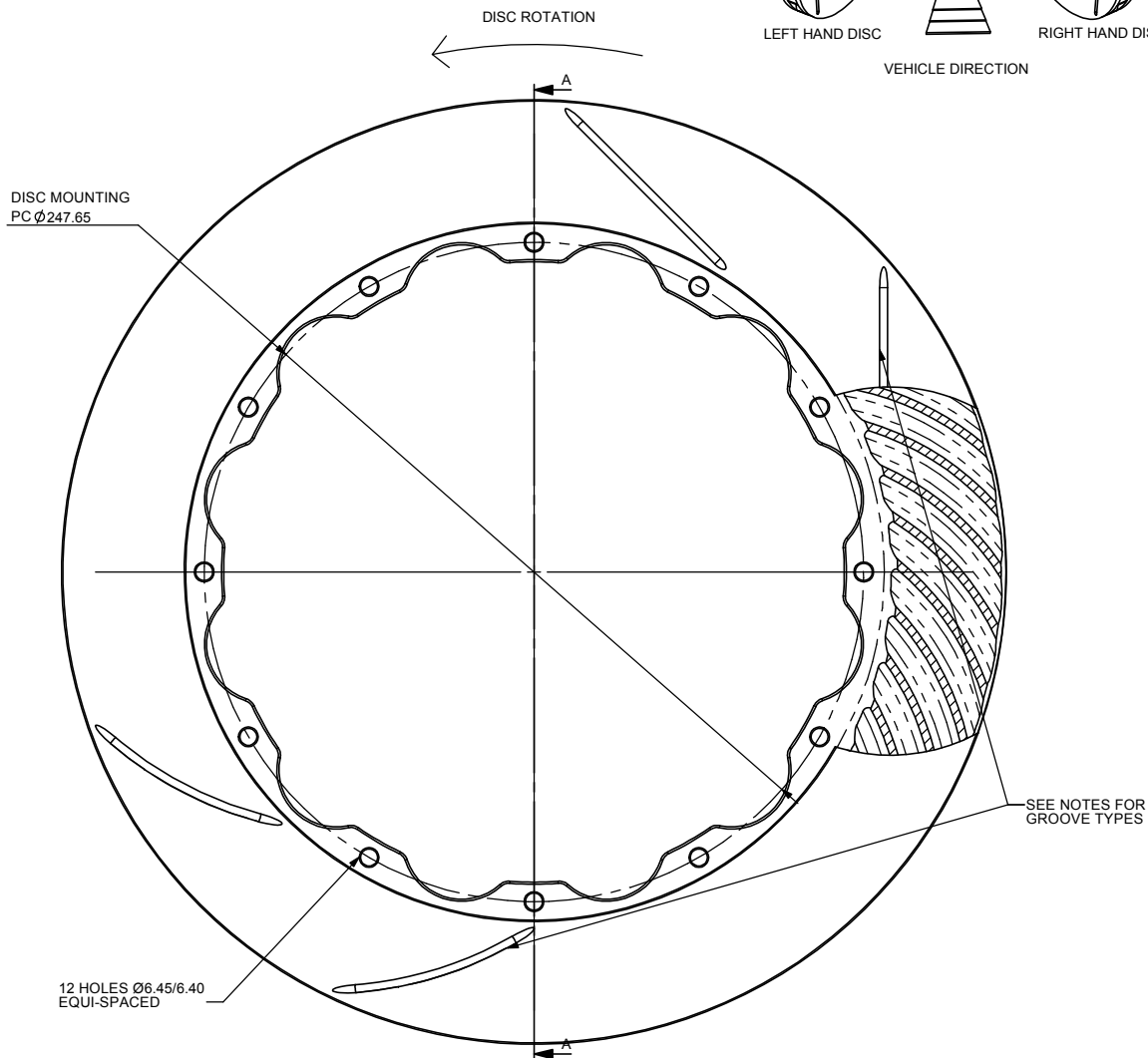
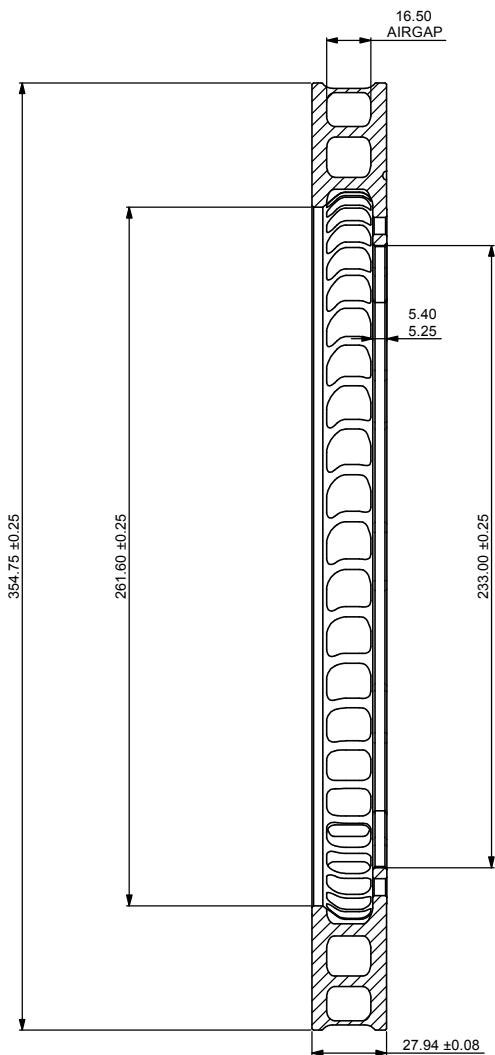
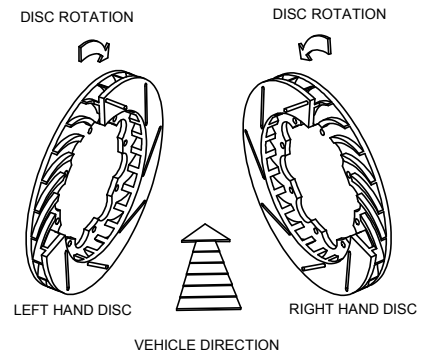
SUFFIX TO DISC PART NUMBERS:-

SUFFIX DETAILS

- P PLAIN (NO GROOVES)
- Gnn STRAIGHT GROOVES VALUE nn IS THE NUMBER OF GROOVES PER FACE.
- CGnn CURVED GROOVES VALUE nn IS THE NUMBER OF GROOVES PER FACE.

FOR DISC MOUNTING TECHNIQUES, BEDDING PROCEDURE AND DISC COOLING RECOMMENDATIONS SEE AP RACING BRAKE DISC CATALOGUE.

DISC INSTALLATION



Issue No.	Alterations		Zone	Initials
	Date & No.	Particulars		
1	06/04/06 B4460	FIRST ISSUE		

SCALE 2:1		SHEET 1 OF 1	
DRAWN	Steve Thomas		
APPROVED			
DERIVED FROM			
TITLE			
Ø354.75 x 27.94			
VENTILATED DISC			
DRG NO.	CP3781-2006-7CD		