

A1 INSTALLATION DRAWING

IF THIS DOCUMENT IS PRINTED IN HARDCOPY, IT IS FOR INFORMATION USE ONLY AND THEREFORE IS NOT SUBJECT TO UPDATING CONTROLS. ALWAYS REFER TO SOLIDWORKS VIEWER FOR LATEST ISSUE



THIS DRAWING IS CONFIDENTIAL AND IS SUPPLIED ON THE EXPRESS CONDITION THAT IT SHALL NOT BE LOANED OR COPIED OR DISCLOSED TO ANY OTHER PERSON OR USED FOR ANY OTHER PURPOSE WITHOUT THE WRITTEN CONSENT OF AP RACING LTD.



AP Racing
Wheler Road
Coventry
CV3 4LB

Tel: +44 (0) 24 7663 9595
Fax: +44 (0) 24 7663 9559
e-mail: engineering@apracings.co.uk
Web site: <http://www.apracings.com>

© AP Racing Ltd. 2005

DISC PART NUMBERS:

CP3837-230 RH AS SHOWN
CP3837-231 LH OPPOSITE

THIS IS A 36 VANE DISC OF MASS 3.91Kg


SUFFIX TO DISC PART No's

- P = PLAIN (NO GROOVES)
- GA = SETS OF J HOOK GROOVES
NUMBER OF SETS CORRESPONDS TO THE NUMBER OF DISC MOUNTING HOLES
- Gn = STRAIGHT GROOVES AS SHOWN, VALUE n PER FACE.
i.e. G8 MEANS 8 GROOVES PER FACE.

THIS DISC WAS DESIGNED TO WORK WITH A D50 DEPTH PAD.

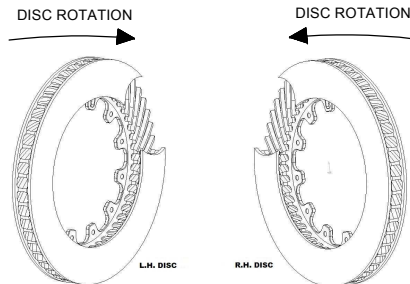
FOR DISC MOUNTING TECHNIQUES, BEDDING PROCEDURE AND DISC COOLING RECOMMENDATIONS SEE AP RACING BRAKE DISC CATALOGUE.

ILLUSTRATION OF GROOVE PATTERNS AVAILABLE



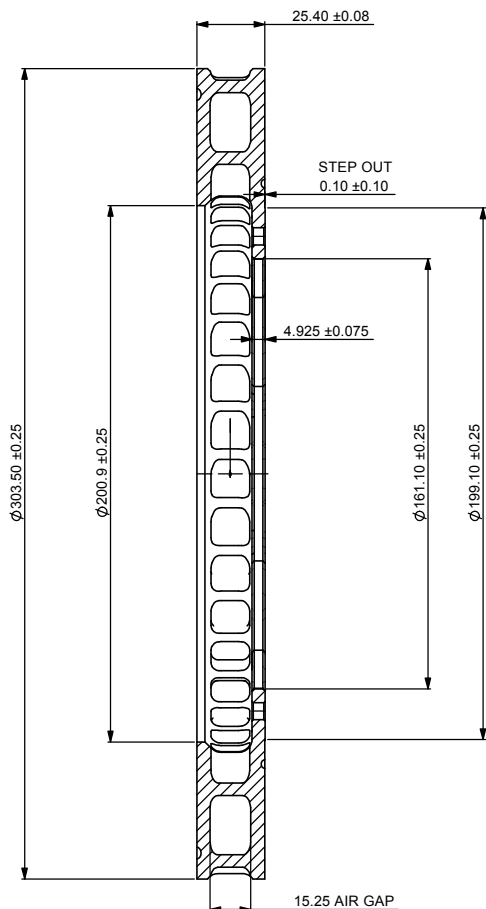
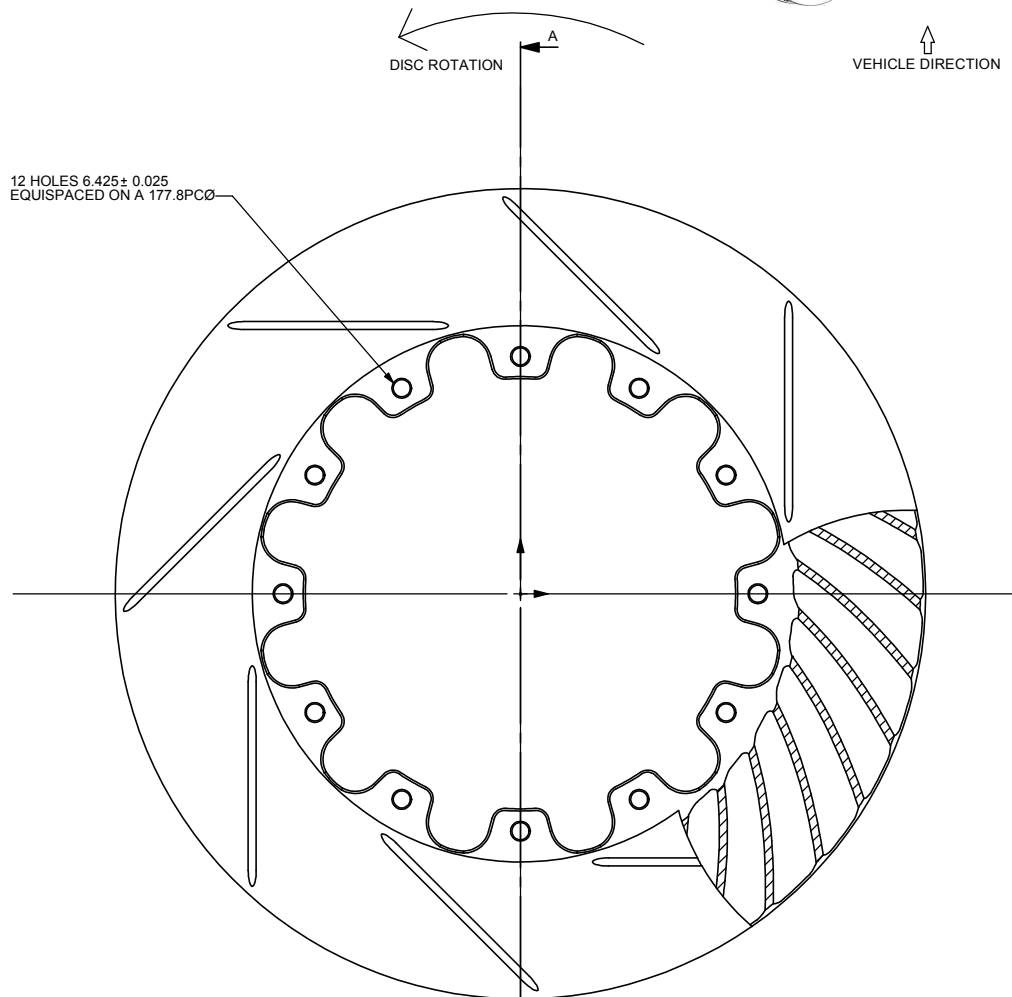
GA GROOVE PATTERN

DISC INSTALLATION



VEHICLE DIRECTION

12 HOLES 6.425 ± 0.025
EQUISPACED ON A 177.8PCØ



A-A (1 : 1)

ISSUE No	Date & No.	Alterations		Zone	Initials
		Particulars	#		
1	5/8/99	CURRENT ISSUE			
2	28/06/06 B4460	0.1 STEP-OUT ADDED Ø189.1 ADDED GA GROOVE PATTERN ADDED			DRA

SCALE 1:2	SHEET 1 OF 1
DRAWN	Dermot Lynch
APPROVED	
DERIVED FROM	
TITLE VENTILATED DISC Ø303.5 x 25.4	
DRG NO.	CP3837-230-1CD