

# A1 INSTALLATION DRAWING

IF THIS DOCUMENT IS PRINTED IN HARDCOPY, IT IS FOR INFORMATION USE ONLY AND THEREFORE IS NOT SUBJECT TO UPDATING CONTROLS. ALWAYS REFER TO SOLIDWORKS VIEWER FOR LATEST ISSUE



THIS DRAWING IS CONFIDENTIAL AND IS SUPPLIED ON THE EXPRESS CONDITION THAT IT SHALL NOT BE LOANED OR COPIED OR DISCLOSED TO ANY OTHER PERSON OR USED FOR ANY OTHER PURPOSE WITHOUT THE WRITTEN CONSENT OF AP RACING LTD.



AP Racing  
Wheler Road  
Coventry  
CV3 4LB

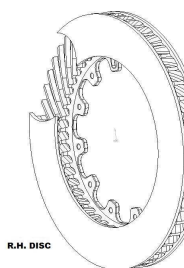
Tel: +44 (0) 24 7663 9595  
Fax: +44 (0) 24 7663 9559  
e-mail: [engineering@apracings.co.uk](mailto:engineering@apracings.co.uk)  
Web site: <http://www.apracings.com>

© AP Racing Ltd. 2005

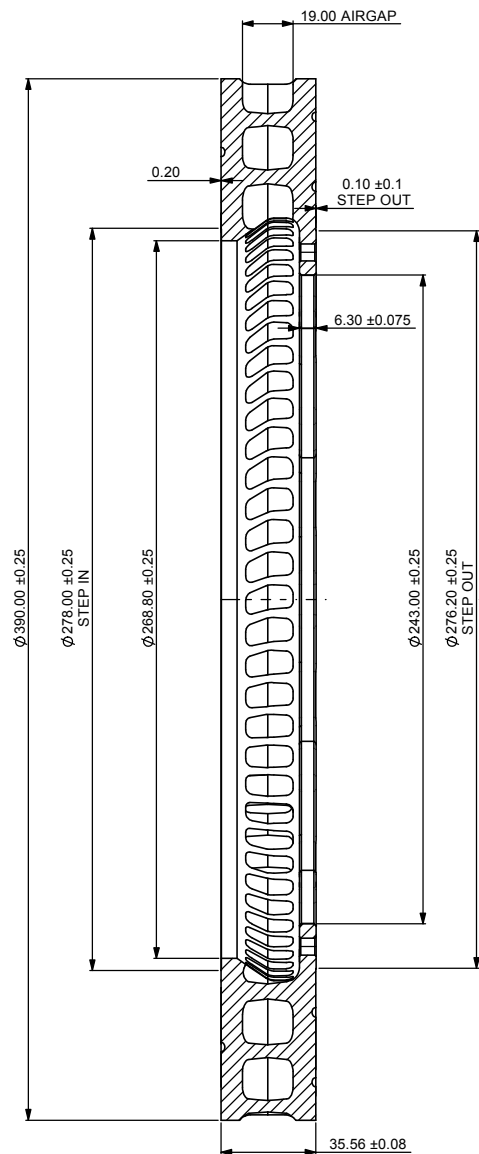
## DISC INSTALLATION

DISC ROTATION →

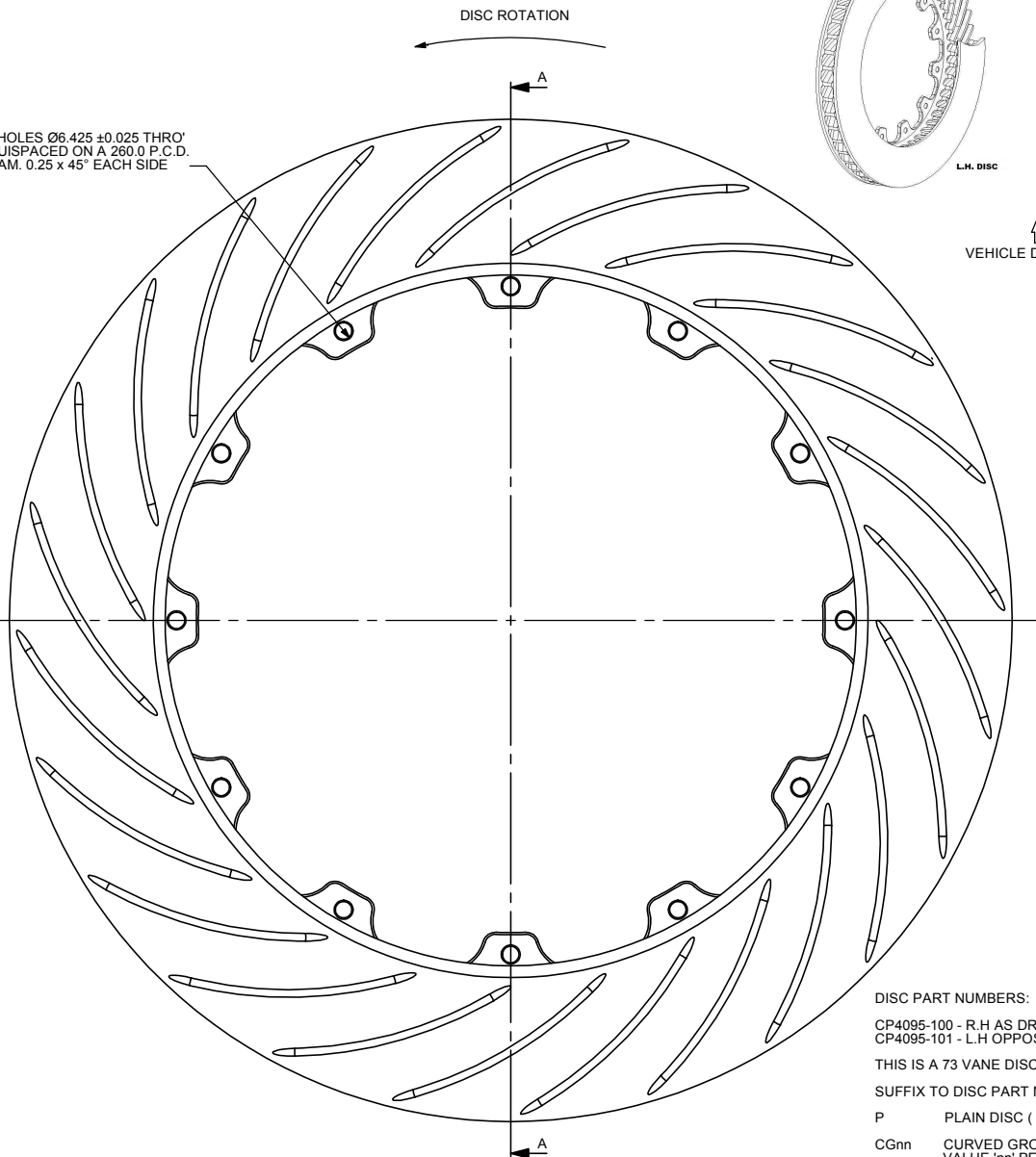
← DISC ROTATION



↑ VEHICLE DIRECTION



12 HOLES Ø6.425 ±0.025 THRO' EQUISPACED ON A 260.0 P.C.D. CHAM. 0.25 x 45° EACH SIDE



### DISC PART NUMBERS:

CP4095-100 - R.H AS DRAWN  
CP4095-101 - L.H OPPOSITE

THIS IS A 73 VANE DISC OF MASS 9.28Kg

### SUFFIX TO DISC PART NUMBERS:

P PLAIN DISC ( NO GROOVES)

CGnn CURVED GROOVES AS SHOWN  
VALUE 'nn' PER FACE e.g CG24  
MEANS 24 GROOVES PER FACE

FOR DISC MOUNTING TECHNIQUES, BEDDING PROCEDURE AND DISC COOLING RECOMMENDATIONS SEE AP RACING BRAKE DISC CATALOGUE

Issue No	Date & No.	Alterations		Zone	Initials
		Particulars			
1	23/04/07 B4865	FIRST ISSUE			SAT
2	15/10/08 B4865	CORNER NOTE UPDATED WAS SHOWING INCORRECT INFORMATION			SAT

SCALE 1:1	SHEET 1 OF 1
DRAWN	Steve Thomas
APPROVED	
DERIVED FROM	CP4054-1076/1077
TITLE	
Ø390 x 35.56	
73 VANE DISC M/C DRG	
DRG NO.	CP4095-100/101CD