

A1 INSTALLATION DRAWING

IF THIS DOCUMENT IS PRINTED IN HARDCOPY, IT IS FOR INFORMATION USE ONLY AND THEREFORE IS NOT SUBJECT TO UPDATING CONTROLS. ALWAYS REFER TO SOLIDWORKS VIEWER FOR LATEST ISSUE



THIS DRAWING IS CONFIDENTIAL AND IS SUPPLIED ON THE EXPRESS CONDITION THAT IT SHALL NOT BE LOANED OR COPIED OR DISCLOSED TO ANY OTHER PERSON OR USED FOR ANY OTHER PURPOSE WITHOUT THE WRITTEN CONSENT OF AP RACING LTD.



AP Racing
Wheler Road
Coventry
CV3 4LB
Tel: +44 (0) 24 7663 9595
Fax: +44 (0) 24 7663 9559
e-mail: engineering@apracings.com
Web site: <http://www.apracings.com>

DISC PART NUMBERS:

CP5254-106 RH AS DRAWN
CP5254-107 LH OPPOSITE

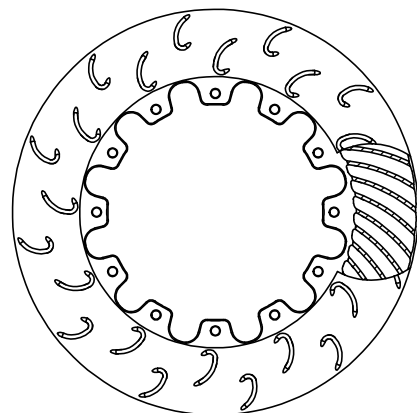
THIS IS A 54 VANES DISC OF MASS 4.6 KG.

THIS DISC WAS DESIGNED TO WORK WITH D50 DEPTH PADS.

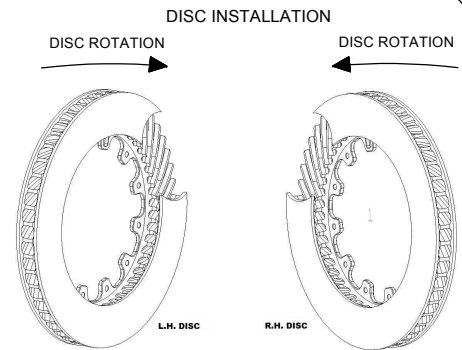
FOR DISC MOUNTING TECHNIQUES, BEDDING PROCEDURE AND DISC COOLING RECOMMENDATIONS, SEE AP RACING BRAKE DISC CATALOGUE.

SUFFIX TO DISC PART NUMBERS:

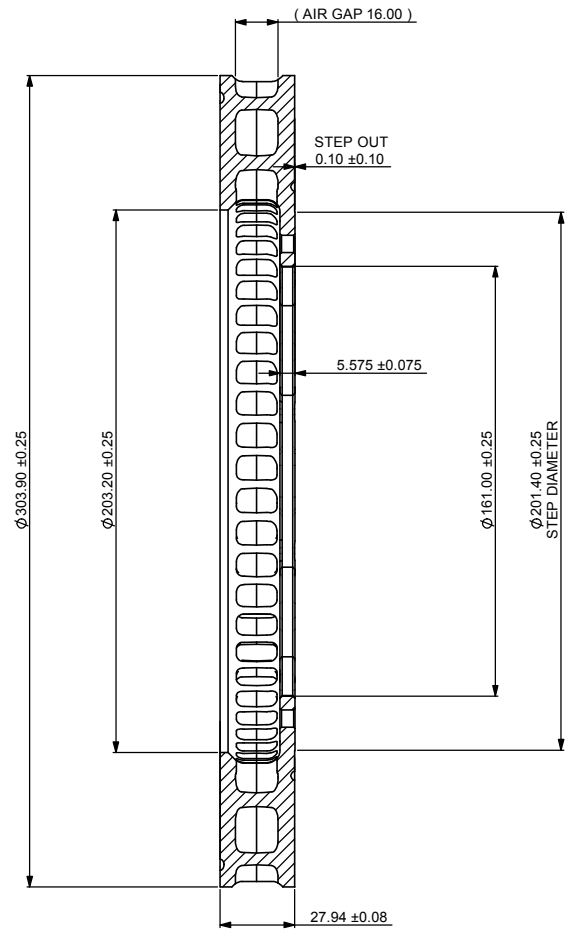
- P: PLAIN, NO GROOVES OR HOLES.
- G'mm': 'mm' STRAIGHT GROOVES PER FACE.
- e.g. G8 = 8 GROOVES PER FACE.
- GA 12 SETS 2 J HOOK GROOVES PER FACE.



EXAMPLE WITH 'GA' GROOVES

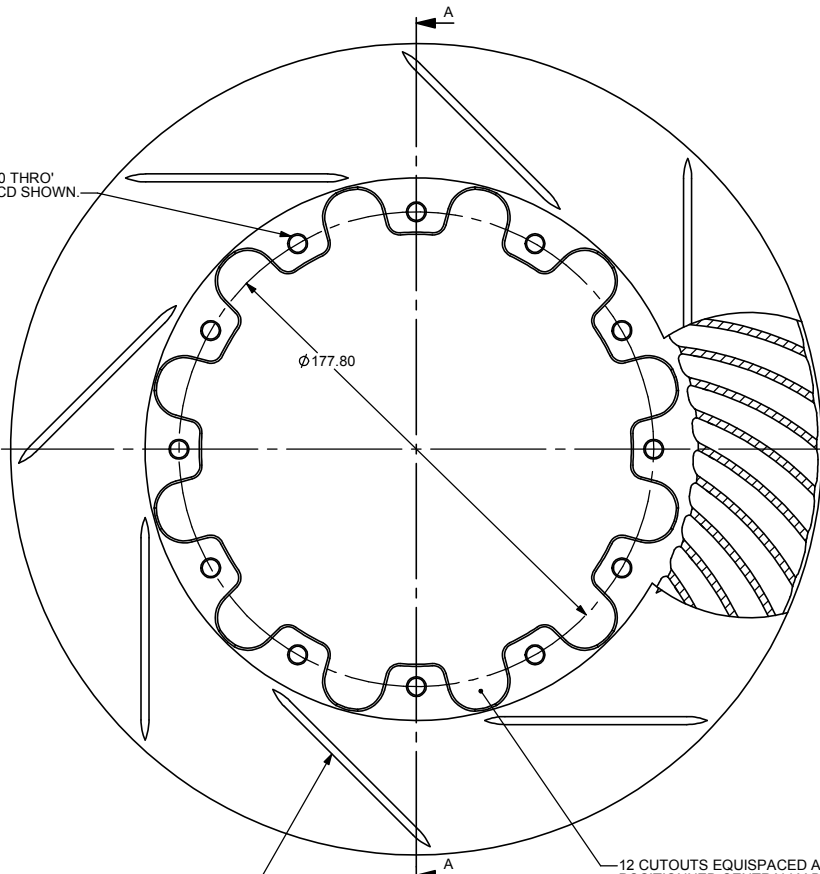


VEHICLE DIRECTION



A-A (1 : 1)

12 HOLES Ø6.45/6.40 THRO' EQUISPACED ON PCD SHOWN.



G8 GROOVES SHOWN

12 CUTOUTS EQUISPACED AND POSITIONNED CENTRALLY BETWEEN MOUNTING HOLES AS SHOWN.

ISSUE NO.	Date & No.	Alterations		
		Particulars	Zone	Initials
1	16/05/05 B4256	FIRST ISSUE		JH
2	12/09/05 B4368	Ø203.2 WAS Ø201.3 MASS WAS 4.7 Kg		E2 DRA
3	06/03/06 B4492	'RA' GROOVE TYPE SHOWN		DRA
4	20/03/06 B4492	'RA' GROOVE TYPE DELETED 'GA' GROOVE TYPE ADDED		DRA
5	18/02/08 B4460:ID96	0.20/0.00 STEP OUT ADDED Ø201.4 STEP DIA ADDED		DRA

SCALE 1:2	SHEET 1 OF 1
DRAWN jheritage	
APPROVED	
DERIVED FROM	
TITLE VENTED BRAKE DISC	
DRG NO.	CP5254-106 / 107 CD