

A1 INSTALLATION DRAWING

IF THIS DOCUMENT IS PRINTED IN HARDCOPY, IT IS FOR INFORMATION USE ONLY AND THEREFORE IS NOT SUBJECT TO UPDATING CONTROLS. ALWAYS REFER TO SOLIDWORKS VIEWER FOR LATEST ISSUE

FIRST ANGLE PROJECTION

THIS DRAWING IS CONFIDENTIAL AND IS SUPPLIED ON THE EXPRESS CONDITION THAT IT SHALL NOT BE LOANED OR COPIED OR DISCLOSED TO ANY OTHER PERSON OR USED FOR ANY OTHER PURPOSE WITHOUT THE WRITTEN CONSENT OF AP RACING LTD.



AP Racing
Wheler Road
Coventry
CV3 4LB

Tel: +44 (0) 24 7663 9595
Fax: +44 (0) 24 7663 9559
e-mail: engineering@apracings.co.uk
Web site: http://www.apracings.com

© AP Racing Ltd. 2005

SUFFIX TO DISC PART NUMBERS:

- P PLAIN, NO GROOVES
- CGnn nn CURVED GROOVES
- CRnn nn CURVED GROOVES BREAKING THROUGH OUTSIDE DIAMETER.
- RA SETS OF 2 'J HOOK' GROOVES. NUMBER OF SETS IS EQUAL TO NUMBER OF MOUNTINGS.

SEE FIGURES 1 TO 3 FOR EXAMPLES OF THE GROOVE PATTERNS AVAILABLE.

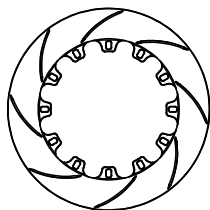


FIG.1: CG8

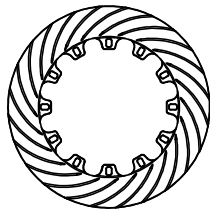


FIG.2: CR24

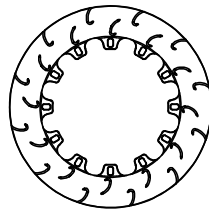
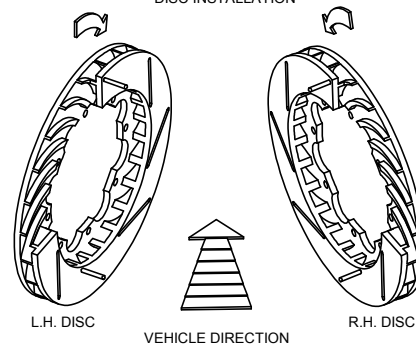


FIG.3: RA

DISC ROTATION

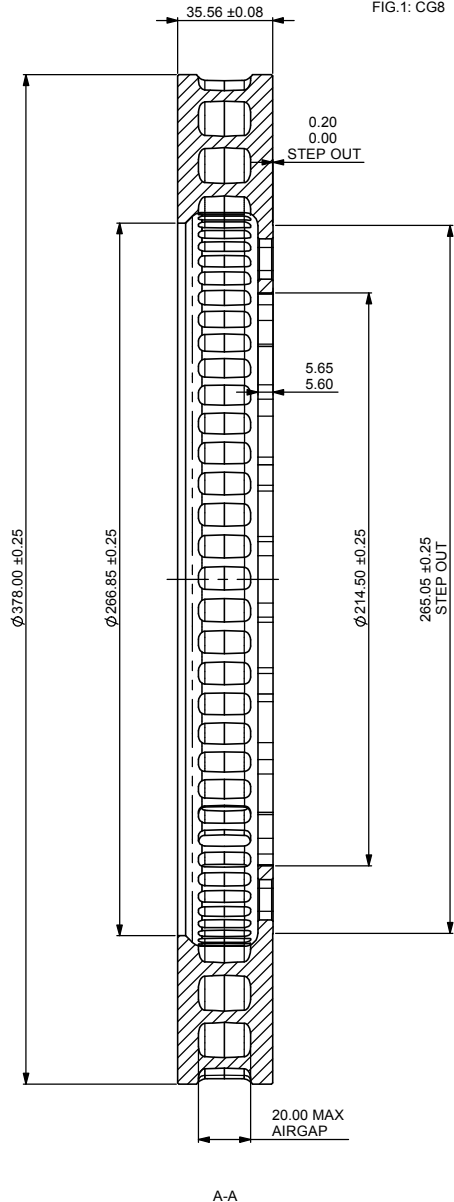
DISC INSTALLATION



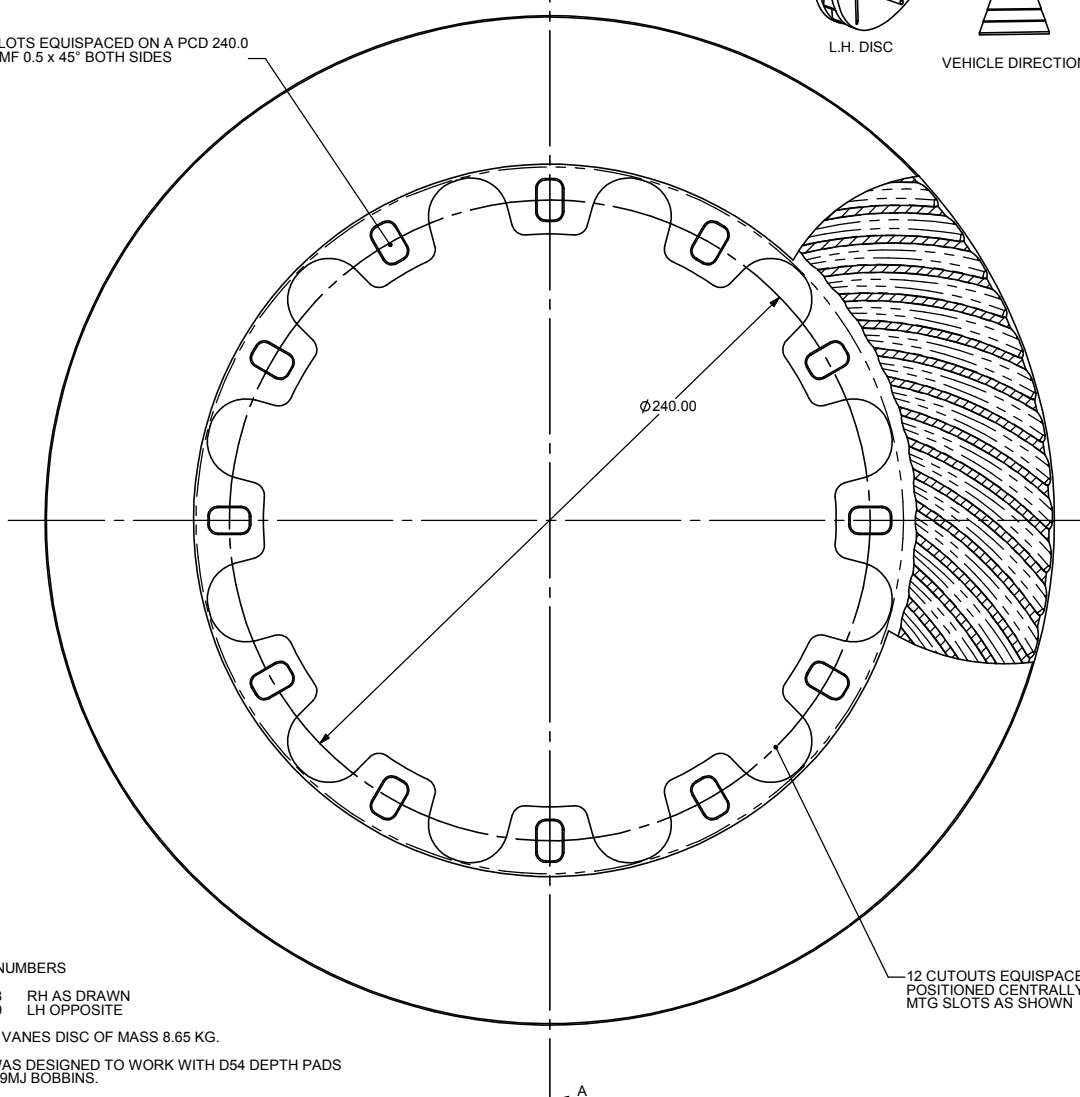
L.H. DISC

VEHICLE DIRECTION

R.H. DISC



12 SLOTS EQUISPACED ON A PCD 240.0
CHAMF 0.5 x 45° BOTH SIDES



DISC PART NUMBERS

- CP5772-2068 RH AS DRAWN
- CP5772-2069 LH OPPOSITE

THIS IS A 72 VANES DISC OF MASS 8.65 KG.

THIS DISC WAS DESIGNED TO WORK WITH D54 DEPTH PADS & CP2494-589MJ BOBBINS.

FOR DISC MOUNTING TECHNIQUES, BEDDING PROCEDURE AND DISC COOLING RECOMMENDATIONS SEE AP RACING BRAKE DISC CATALOGUE.

Alterations		Zone	Initials
Issue No.	Date & No.	Particulars	
1	28/01/02	FIRST ISSUE	SAT
6	02/11/05 B4370	DRAWING UPDATED TO REFLECT CURRENT COMPONENT ISSUE	JH
7	08/06/06 B4460	CONVERTED TO TWIN TURNING 0.20/0.00 STEP ADDED 0265.05 ADDED	SAT

SCALE 1:1	SHEET 1 OF 1
DRAWN	Steve Thomas
APPROVED	
DERIVED FROM	
TITLE	
72 VANE VENTED DISC	
Ø378x35.56	
DRG NO.	CP5772-2068/2069