

# B1 INSTALLATION DRAWING

IF THIS DOCUMENT IS PRINTED IN HARDCOPY, IT IS FOR INFORMATION USE ONLY AND THEREFORE IS NOT SUBJECT TO UPDATING CONTROLS. ALWAYS REFER TO SOLIDWORKS VIEWER FOR LATEST ISSUE



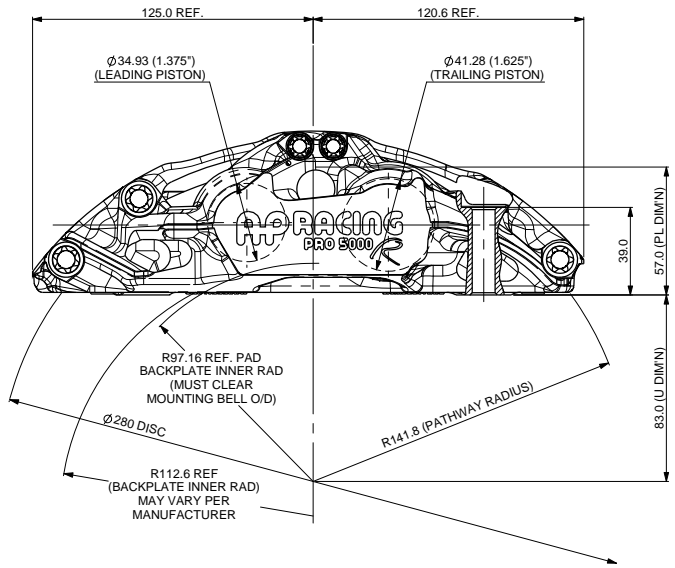
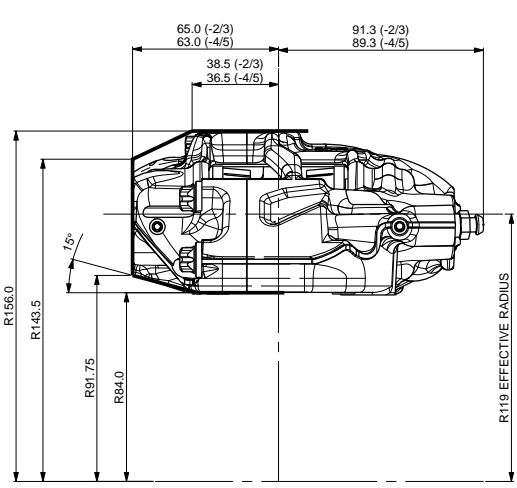
THIS DRAWING IS CONFIDENTIAL AND IS SUPPLIED ON THE EXPRESS CONDITION THAT IT SHALL NOT BE LOANED OR COPIED OR DISCLOSED TO ANY OTHER PERSON OR USED FOR ANY OTHER PURPOSE WITHOUT THE WRITTEN CONSENT OF AP RACING LTD.



AP Racing  
Wheler Road  
Coventry  
CV3 4LB

Tel: +44 024 7663 9595  
Fax: +44 024 7663 9559  
e-mail: sales@apracings.co.uk  
Web site: HTTP://www.apracings.com

© AP Racing Ltd. 2015



**GENERAL DESCRIPTION**  
THIS 4 PISTON DIFFERENTIAL BORE CALIPER HAS AN INTEGRAL PAD RETAINER TO ENHANCE STIFFNESS, IT SUITS A Ø280 IRON DISC AND IS AVAILABLE IN TWO VERSIONS, TO SUIT DISC THICKNESSES OF 22-25.4mm AND 18-21mm.

**APPLICATION**  
CALIPER TO FIT INSIDE A 13" WHEEL, GENERALLY FOR SINGLE-SEATERS.

**TECHNICAL INFORMATION**  
TOTAL PISTON AREA: 45.9cm<sup>2</sup>  
BODY MATERIAL: ALUMINIUM ALLOY  
PISTON MATERIAL: STAINLESS STEEL

ASSEMBLY WEIGHT (LESS PADS): 1.86Kg

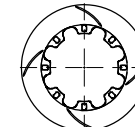
**INSTALLATION INFORMATION**  
DISC & CALIPER MOUNTING TOLERANCES TO BE SUCH THAT THE DISC IS CENTRAL TO THE CALIPER TO WITHIN ±0.5mm. DISC DIAMETRAL CLEARANCE SHOULD BE 1.8mm NOMINAL FROM DISC O/D TO PATHWAY.

**KEY TO DIMENSIONS**  
'PL' DIMN : TOP OF PAD MATERIAL TO MOUNTING BOSS FACE.  
'U' DIMN : WHEEL CENTRE LINE TO CALIPER MOUNTING BOSS FACE = (DISC Ø/2) - PL DIMN

AP RACING TECHNICAL SECTION WILL BE PLEASED TO ADVISE ON THE MOST SUITABLE EQUIPMENT FOR ANY PARTICULAR APPLICATION.

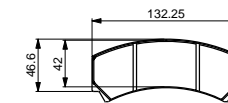
**CALIPER PART NUMBERS**  
CP9444-2S0L - RIGHT HAND (22-25.4mm THICK DISC)  
CP9444-3S0L - LEFT HAND (22-25.4mm THICK DISC)  
CP9444-4S0L - RIGHT HAND (18-21mm THICK DISC)  
CP9444-5S0L - LEFT HAND (18-21mm THICK DISC)

**RECOMMENDED DISC AND PAD OPTIONS AVAILABLE**  
D42 DISC AND PAD COMBINATION



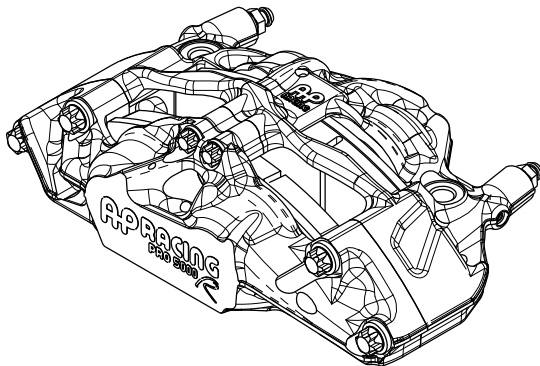
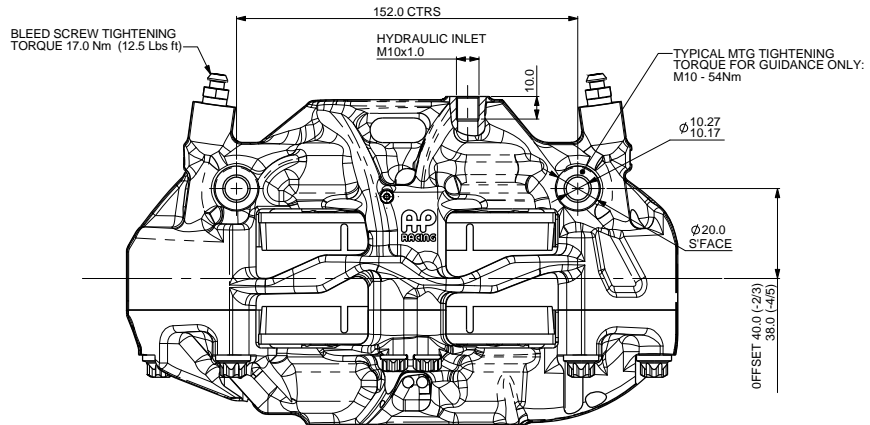
- CP3947-138/9CG4 Ø280x18.0 8F 47v 2.81Kg
- CP3947-140/1CG4 Ø280x21.0 8F 47v 3.52Kg
- CP4448-208/9CG4 Ø280x22.0 8F 48v 3.27Kg
- CP4448-210/1CG4 Ø280x25.4 8F 48v 4.07Kg

SEE CUSTOMER DRAWING FOR FULL DETAIL



**CP3215D42 PAD FAMILY**  
PAD THICKNESS - 16.75mm  
PAD AREA - 48.3cm<sup>2</sup>  
PAD VOLUME - 60.9cm<sup>3</sup>

**OPTIMUM BLEED POSITIONING**



Issue No	Alterations			Zone	Initials
	Date & No.	Particulars	#		
1	APR '15 B7249	FIRST ISSUE		JT	
2	AUG '15 B7249	DISC RECOMMENDATIONS TABLE CORRECTED.	15G	JT	
3	SEPT '15 B7249	PICTORIAL UPDATE	7F	JT	

SCALE 1:1	SHEET 1 OF 2
DRAWN Jon Tait	
APPROVED	
DERIVED FROM #	
TITLE 4-PISTON PRO 5000 R CALIPER INSTALLATION	
DRG NO. CP9444-1CD	

FOR OPTIMUM BLEED, THE CALIPER SHOULD BE INSTALLED IN THE TRAILING POSITION BETWEEN THE ANGLES SHOWN

# B1 INSTALLATION DRAWING

IF THIS DOCUMENT IS PRINTED IN HARD COPY, IT IS FOR INFORMATION USE ONLY AND THEREFORE IS NOT SUBJECT TO UPDATING CONTROLS. ALWAYS REFER TO SOLIDWORKS VIEWER FOR LATEST ISSUE

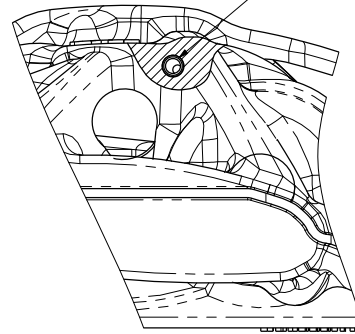
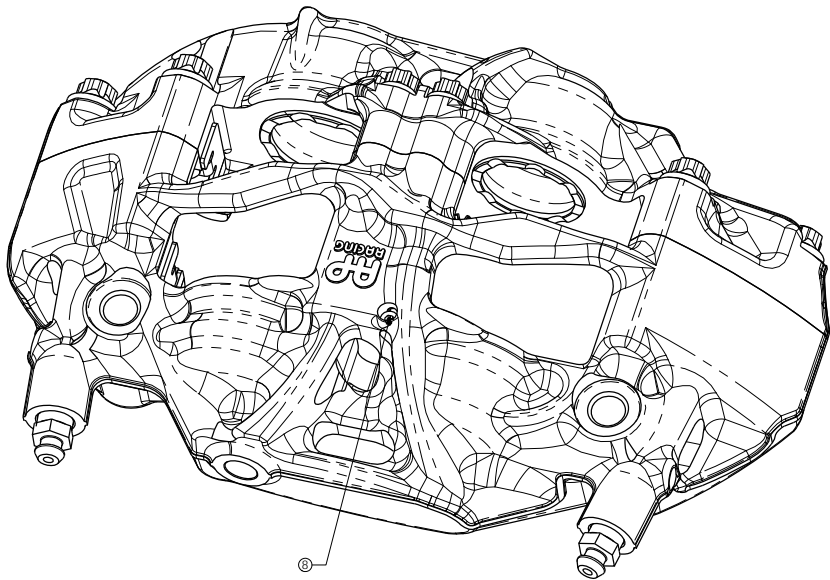


FIRST ANGLE PROJECTION

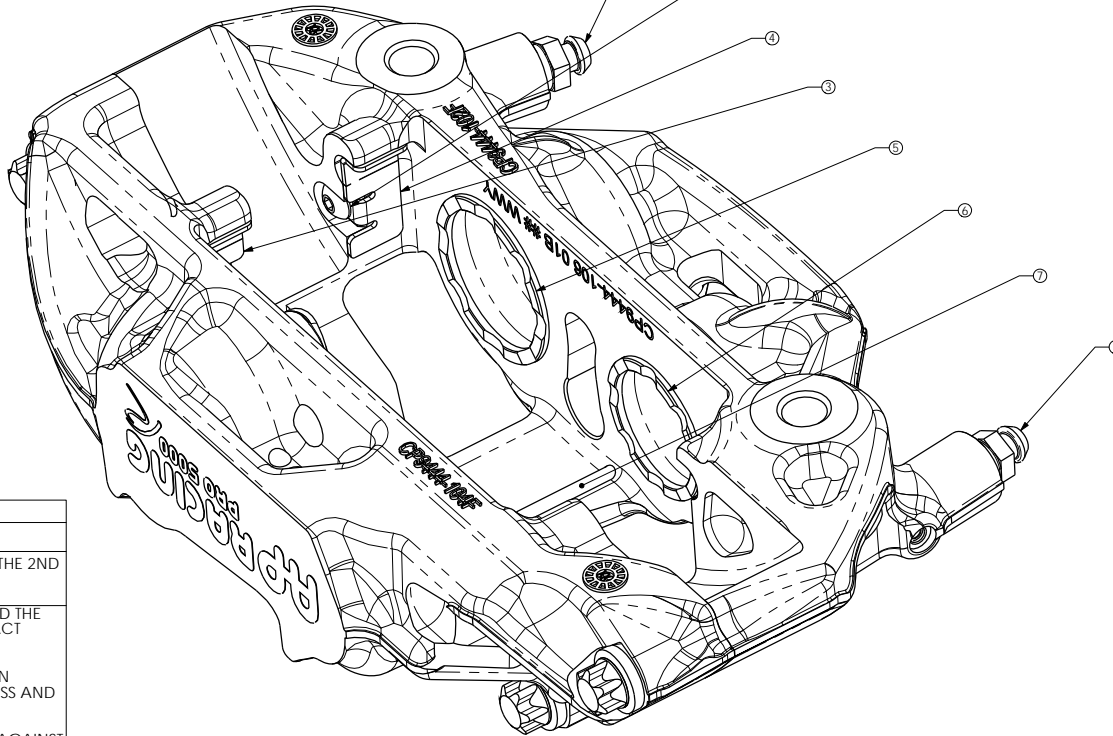
THIS DRAWING IS CONFIDENTIAL AND IS SUPPLIED ON THE EXPRESS CONDITION THAT IT SHALL NOT BE LOANED OR COPIED OR DISCLOSED TO ANY OTHER PERSON OR USED FOR ANY OTHER PURPOSE WITHOUT THE WRITTEN CONSENT OF AP RACING LTD.



AP Racing  
Wheler Road  
Coventry  
CV3 4LB  
Tel: +44 024 7663 9595  
Fax: +44 024 7663 9559  
e-mail: sales@apracings.co.uk  
Web site: HTTP://www.apracings.com



TO REPLACE A WORN OR DAMAGED PAD ABUTMENT TUBE, REMOVE M3 SCREW (8) AND DRIVE TUBE OUT WITH A PIN PUNCH FROM COVER SIDE. CLEAN UP HOLE, FIT NEW TUBE WITH A SMEAR OF 736 RTV SILICONE & RE-FIT SCREW.



Issue No.	Alterations		Zone	Initials
	Date & No.	Particulars		
-		SEE SHEET1 FOR ISSUE INFORMATION.		

SCALE 1:1	SHEET 2 OF 2
DRAWN	Jon Tait
APPROVED	
DERIVED FROM	#
TITLE SPARES	
DRG NO.	CP9444-1CD

REF	PART NUMBER	DESCRIPTION	QUANTITY	FITTING NOTES
1	CP3880-1	M10 BLEED SCREW KIT	2	TIGHTENING TORQUE - 17Nm
2	CP9440-116ST	M5x10 BUTTON SCREW	2	APPLY A 1-2MM DROP OF LOCTITE 270 TO THE 2ND FROM LAST THREAD WHEN FITTING. TIGHTENING TORQUE - 3.7Nm
3	CP9444-112	RH WEARPLATE	1	APPLY 736 RTV SILICONE SPARINGLY BEHIND THE ABUTMENT PLATE ENSURING ENTIRE CONTACT FACE IS COVERED. APPLY PRESSURE TO ABUTMENT PLATE WHEN FITTING TO ENSURE MINIMUM FILM THICKNESS AND AVOID ANY GAP.
4	CP9444-113	LH WEARPLATE		ENSURE ABUTMENT PLATE SITS CORRECTLY AGAINST CALIPER BODY BEFORE FITTING. RETAINING SCREW
5	CP9444-111	Ø1 5/8" SST PISTON	2	
6	CP9444-110	Ø1 3/8" SST PISTON	2	
7	CP9444-116	PAD ABUTMENT TUBE	1	SUITS CP9444-2/3* SEE NOTES ON FITMENT
	CP9444-117		1	SUITS CP9444-4/5* SEE NOTES ON FITMENT
8	CP9444-118ST	M3x6 CAP SCREW	1	REMOVE TO REPLACE PAD ABUTMENT TUBE
	CP8518-GK	PISTON SEAL KIT	1	REFER TO PUBLICATION REF: P14.290 & P14.220