

A1 INSTALLATION DRAWING

IF THIS DOCUMENT IS PRINTED IN HARDCOPY, IT IS FOR INFORMATION USE ONLY AND THEREFORE IS NOT SUBJECT TO UPDATING CONTROLS. ALWAYS REFER TO SOLIDWORKS VIEWER FOR LATEST ISSUE



THIS DRAWING IS CONFIDENTIAL AND IS SUPPLIED ON THE EXPRESS CONDITION THAT IT SHALL NOT BE LOANED OR COPIED OR DISCLOSED TO ANY OTHER PERSON OR USED FOR ANY OTHER PURPOSE WITHOUT THE WRITTEN CONSENT OF AP RACING LTD.



AP Racing
Wheler Road
Coventry
CV3 4LB

Tel: +44 (0) 24 7663 9595
Fax: +44 (0) 24 7663 9559
e-mail: engineering@apracings.com.uk
Web site: http://www.apracings.com

© AP Racing Ltd. 2005

DISC PART NUMBERS:

CP3047-216 RH AS SHOWN
CP3047-217 LH OPPOSITE

THIS IS A 24 VANES DISC OF MASS 5.99Kg

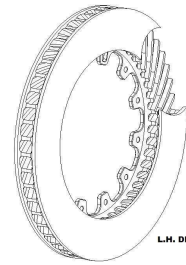
SUFFIX TO DISC PART No's
P = PLAIN (NO GROOVES OR HOLES)
Gn = STRAIGHT GROOVES AS SHOWN. VALUE n PER FACE
i.e. G8 MEANS 8 GROOVES PER FACE.

THIS DISC WAS DESIGNED TO WORK WITH A D51DEPTH PAD.

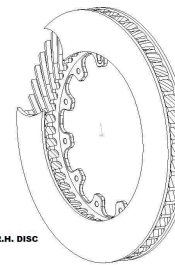
FOR DISC MOUNTING TECHNIQUES, BEDDING PROCEDURE AND DISC COOLING RECOMMENDATIONS SEE AP RACING BRAKE DISC CATALOGUE.

DISC INSTALLATION

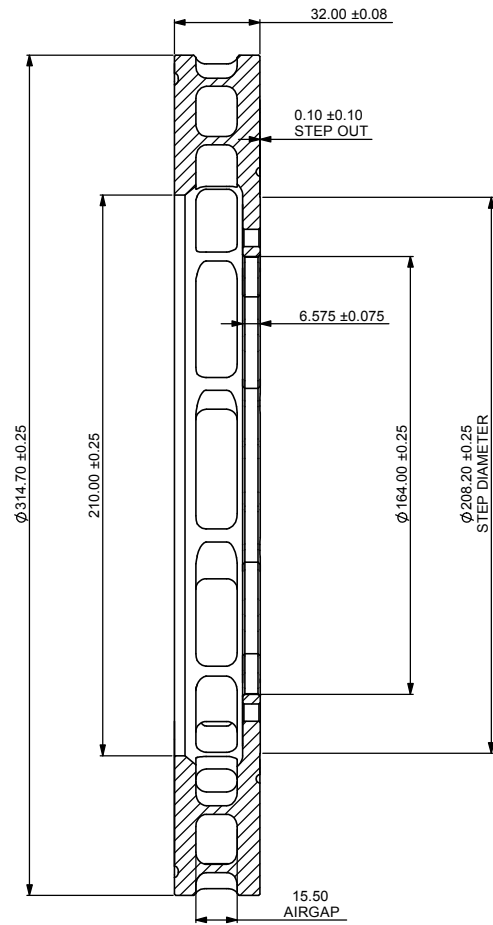
DISC ROTATION →



← DISC ROTATION

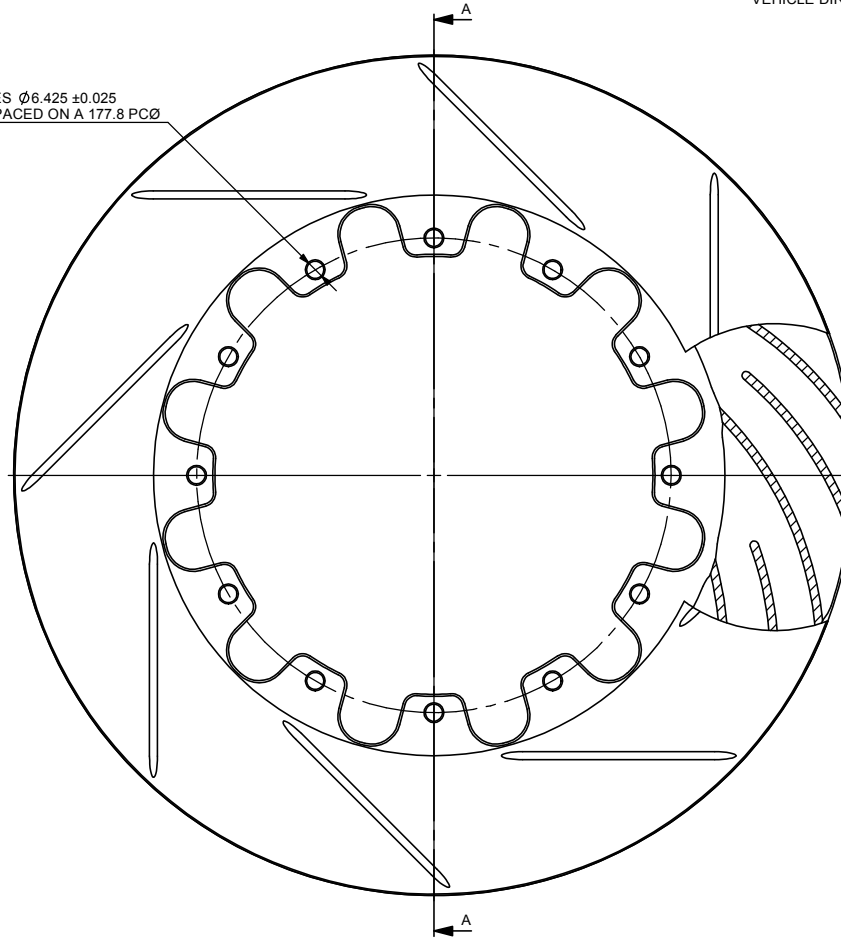


↑
VEHICLE DIRECTION



SECTION A-A

12 HOLES $\phi 6.425 \pm 0.025$
EQUI-SPACED ON A 177.8 PC ϕ



| Issue No | Alterations | | | Zone | Initials |
|----------|------------------------|---|---|------|----------|
| | Date & No. | Particulars | # | | |
| 40 | 21/02/08 34460:ID97 | 0.20 / 0.00 STEP OUT ADDED. 0208.2 ADDED. CUT OUTS MODIFIED | | | |

| | | | |
|-----------------|---------------------|--------------|--|
| SCALE 1:1 | | SHEET 1 OF 1 | |
| DRAWN | D.ARROWSMITH | | |
| APPROVED | | | |
| DERIVED FROM | | | |
| TITLE | | | |
| Ø314.7 x 32.0 | | | |
| VENTILATED DISC | | | |
| DRG NO. | CP3047-216 / 217 CD | | |