

# A1 INSTALLATION DRAWING

IF THIS DOCUMENT IS PRINTED IN HARDCOPY, IT IS FOR INFORMATION USE ONLY AND THEREFORE IS NOT SUBJECT TO UPDATING CONTROLS. ALWAYS REFER TO SOLIDWORKS VIEWER FOR LATEST ISSUE



THIS DRAWING IS CONFIDENTIAL AND IS SUPPLIED ON THE EXPRESS CONDITION THAT IT SHALL NOT BE LOANED OR COPIED OR DISCLOSED TO ANY OTHER PERSON OR USED FOR ANY OTHER PURPOSE WITHOUT THE WRITTEN CONSENT OF AP RACING LTD.



AP Racing  
Wheler Road  
Coventry  
CV3 4LB

Tel: +44 (0) 24 7663 9595  
Fax: +44 (0) 24 7663 9559  
e-mail: engineering@apracings.co.uk  
Web site: http://www.apracings.com

© AP Racing Ltd. 2005

### DISC PART NUMBERS

CP3047-394 RH AS DRAWN  
CP3047-395 LH OPPOSITE  
THIS IS A 24 VANE DISC OF MASS 5.1 Kg

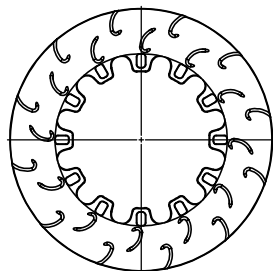
USE BOBBIN PART No. CP2494-504MP TO ACHIEVE STANDARD 0.45/0.35 FLOAT.

### SUFFIX TO DISC PART NUMBERS:-

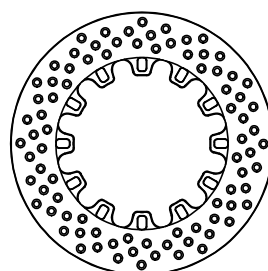
SUFFIX	DETAILS
P	PLAIN (NO GROOVES)
CGnn	CURVED GROOVES AS SHOWN, VALUE nn PER FACE. eg CG8 MEANS 8 CURVED GROOVES PER FACE.
D	CROSS DRILLED THRO' AND CHAMFERED ON BOTH BREAKING FACES AS SHOWN. SEE SHEET 2.
RA	SET OF J HOOK GROOVES AS SHOWN BREAKING THRO' OD NUMBER OF SETS CORRESPONDS TO NUMBER OF MOUNTINGS. SEE SHEET 3.

THIS DISC WAS DESIGNED TO WORK WITH A D50 DEPTH PAD

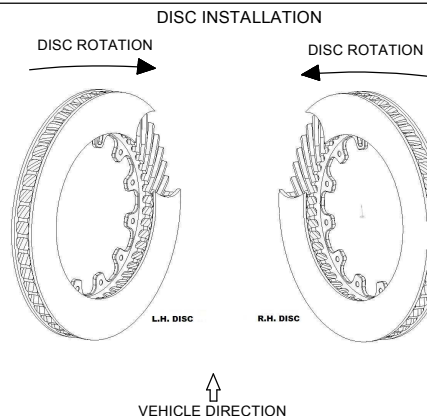
FOR DISC MOUNTING TECHNIQUES, BEDDING PROCEDURE AND DISC COOLING RECOMMENDATIONS SEE AP RACING BRAKE DISC CATALOGUE.



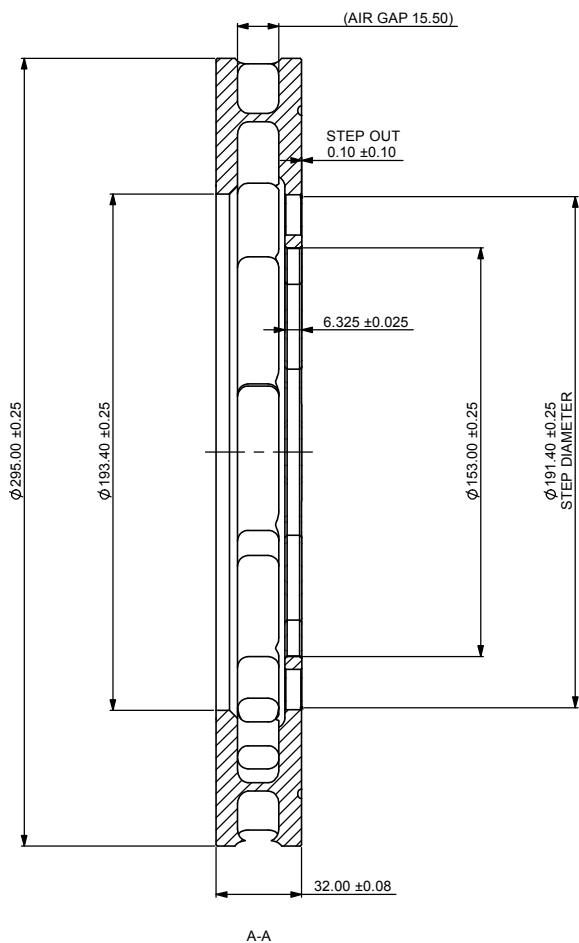
'RA' TYPE GROOVE



'D' TYPE DISC



VEHICLE DIRECTION



DISC MOUNTING  
PC Ø177.80

12 SLOTS EQUI-SPACED

'CG' TYPE GROOVE

Issue No.	Date & No.	Alterations		Zone	Initials
		Particulars	#		
1	15/03/02 B3315	CURRENT ISSUE			DRA
2	16/01/04	SHEETS 2 AND 3 ADDED NOTE CHANGED TO ALLOW RA AND D DISC SUFFIXES		1K	IM
3	17/09/07 B4460:1D71	0.20/0.00 STEP OUT ADDED Ø191.4 STEP DIA ADDED RA AND DRILLED VIEWS TRANSFERRED TO SHEET 1 SHEETS 2 & 3 DELETED			DRA

SCALE 1:1	SHEET 1 OF 1
DRAWN	D.ARROWSMITH
APPROVED	
DERIVED FROM	
TITLE	Ø295.0 x 32.0 VENTILATED DISC
DRG NO.	CP3047-394 / 395 CD