

# A1 INSTALLATION DRAWING

IF THIS DOCUMENT IS PRINTED IN HARDCOPY, IT IS FOR INFORMATION USE ONLY AND THEREFORE IS NOT SUBJECT TO UPDATING CONTROLS. ALWAYS REFER TO SOLIDWORKS VIEWER FOR LATEST ISSUE



THIS DRAWING IS CONFIDENTIAL AND IS SUPPLIED ON THE EXPRESS CONDITION THAT IT SHALL NOT BE LOANED OR COPIED OR DISCLOSED TO ANY OTHER PERSON OR USED FOR ANY OTHER PURPOSE WITHOUT THE WRITTEN CONSENT OF AP RACING LTD.



AP Racing  
Wheler Road  
Coventry  
CV3 4LB

Tel: +44 (0) 24 7663 9595  
Fax: +44 (0) 24 7663 9559  
e-mail: [engineering@apracings.co.uk](mailto:engineering@apracings.co.uk)  
Web site: <http://www.apracings.com>

© AP Racing Ltd. 2005

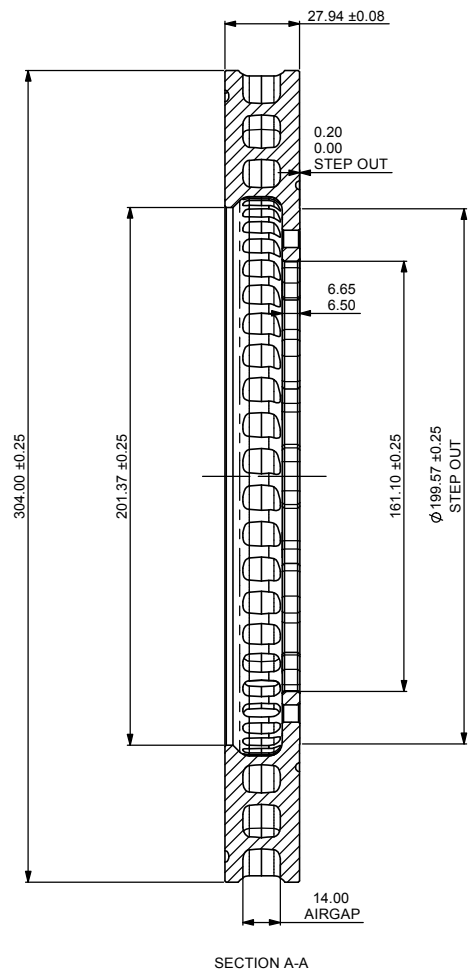
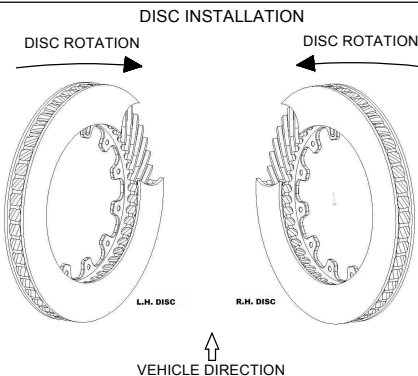
**DISC PART NUMBERS:**

CP3580-66 RH AS SHOWN  
CP3580-67 LH OPPOSITE

THIS IS A 48 VANES DISC OF MASS 5.3kg

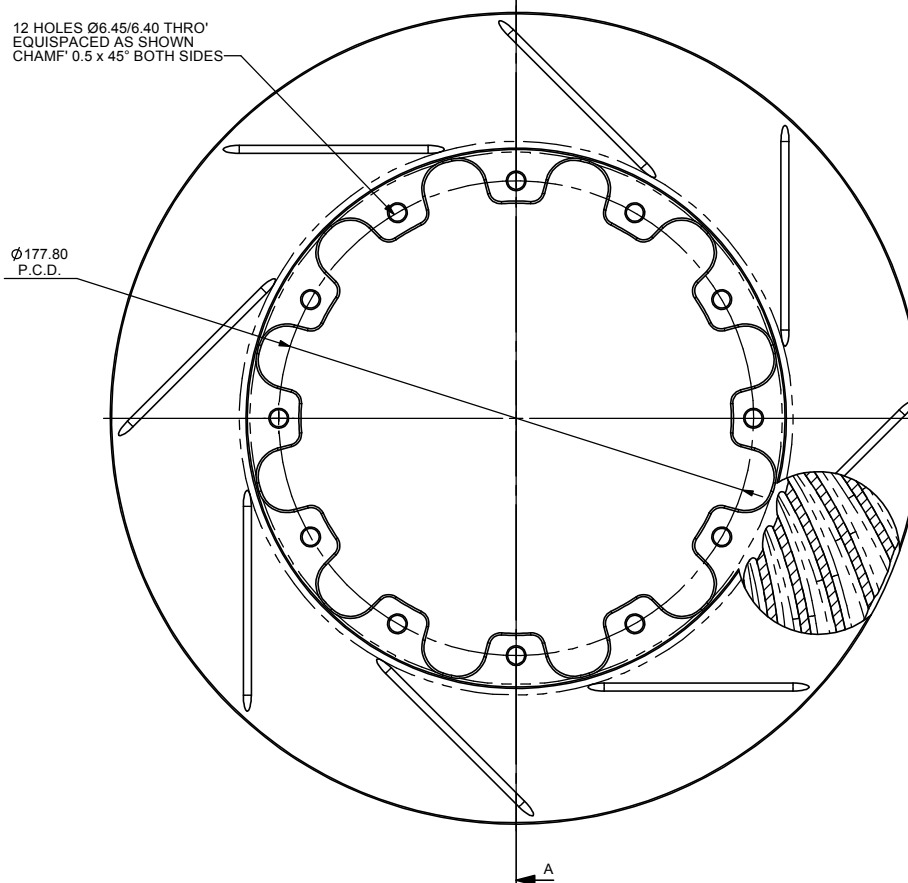
THIS DISC WAS DESIGNED TO WORK WITH A D50 DEPTH PAD.

FOR DISC MOUNTING TECHNIQUES, BEDDING PROCEDURE AND DISC COOLING RECOMMENDATIONS SEE AP RACING BRAKE DISC CATALOGUE.



12 HOLES Ø6.45/6.40 THRO' EQUISPACED AS SHOWN CHAMF' 0.5 x 45° BOTH SIDES

Ø177.80 P.C.D.



Issue No.	Alterations			Zone	Initials
	Date & No.	Particulars			
47	04/05/06 B4431	REDRAWN ON SOLIDWORKS UPDATED WITH NEW STYLE CUT OUTS			

SCALE 1:1		SHEET 1 OF 1	
DRAWN	Steve Thomas		
APPROVED			
DERIVED FROM			
TITLE			
Ø304.00 x 27.94			
STRAIGHT GROOVE DISC			
DRG NO.	CP3580-66/67G8		