

A1 INSTALLATION DRAWING

IF THIS DOCUMENT IS PRINTED IN HARDCOPY, IT IS FOR INFORMATION USE ONLY AND THEREFORE IS NOT SUBJECT TO UPDATING CONTROLS. ALWAYS REFER TO SOLIDWORKS VIEWER FOR LATEST ISSUE



THIS DRAWING IS CONFIDENTIAL AND IS SUPPLIED ON THE EXPRESS CONDITION THAT IT SHALL NOT BE LOANED OR COPIED OR DISCLOSED TO ANY OTHER PERSON OR USED FOR ANY OTHER PURPOSE WITHOUT THE WRITTEN CONSENT OF AP RACING LTD.



AP Racing
Wheler Road
Coventry
CV3 4LB

Tel: +44 (0) 24 7663 9595
Fax: +44 (0) 24 7663 9559
e-mail: engineering@apracings.co.uk
Web site: <http://www.apracings.com>

© AP Racing Ltd. 2005

NOTES

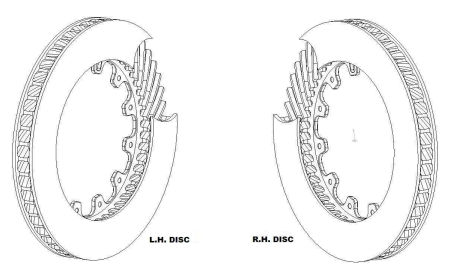
- RH - AS DRAWN
LH - OPPOSITE.
- APPROXIMATE DISC MASS = 5.7Kg
- SUFFIX TO DISC PART NUMBERS.**
P - PLAIN DISC, NO GROOVES OR HOLES.
- CG08- CURVED GROOVES, 8 PER SIDE.
- CURVED GROOVES MAINTAIN ANGLE OF ATTACK FROM I/D TO O/D.

FOR DISC MOUNTING TECHNIQUES, BEDDING PROCEDURE AND DISC COOLING RECOMMENDATION SEE BRAKE DISC CATALOGUE.

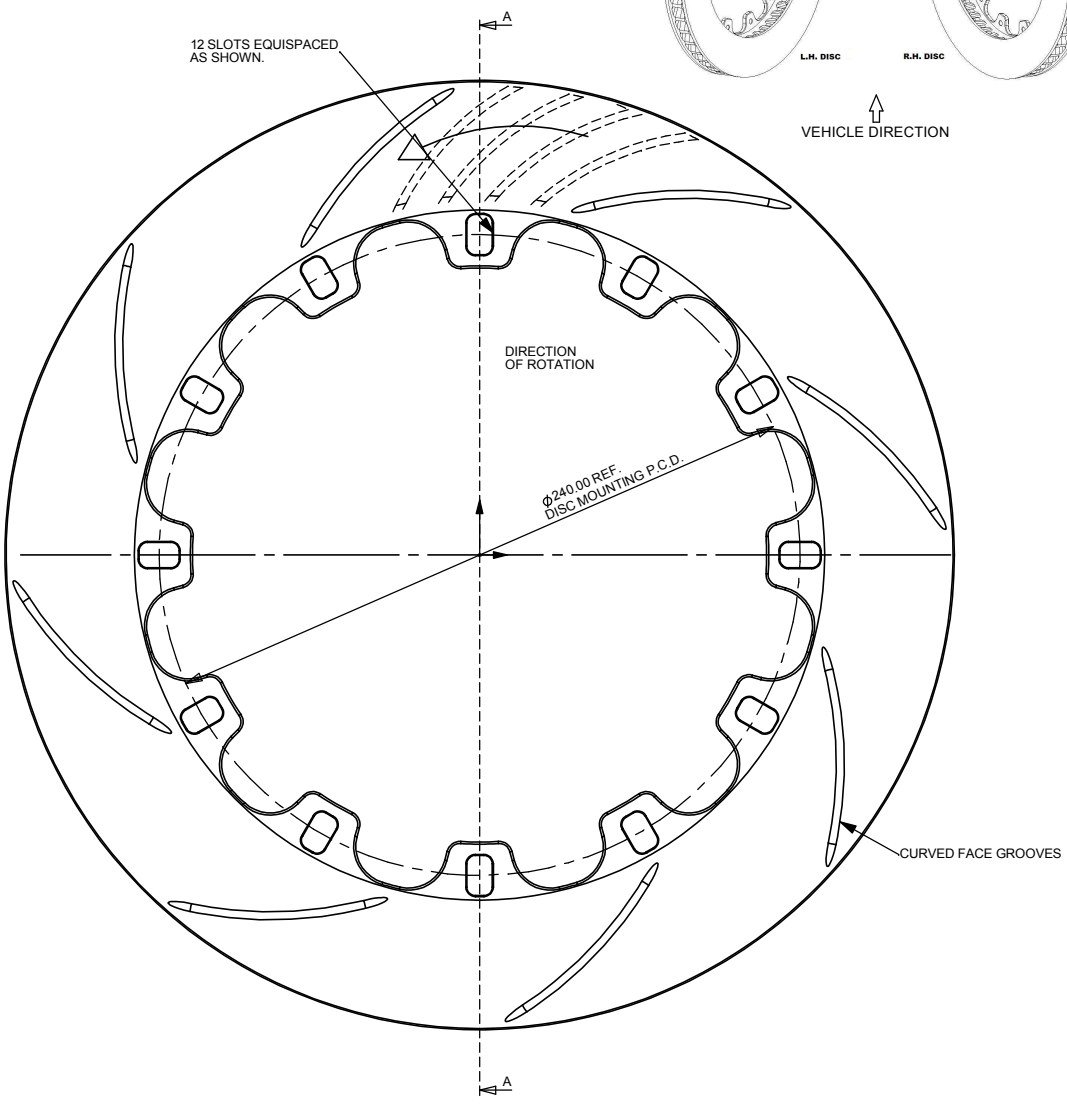
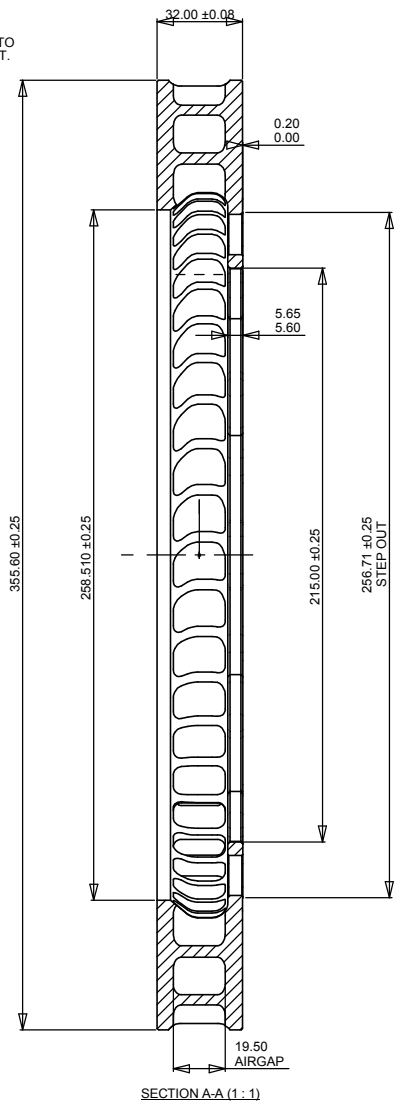
USE BOBBIN PART NO. CP2494-589 TO ACHIEVE STANDARD 0.45/0.35 FLOAT.

DISC INSTALLATION

DISC ROTATION ← → DISC ROTATION



↑
VEHICLE DIRECTION



ISSUE NO.	Alterations			Zone	Initials
	Date & No.	Particulars			
1	24/01/2001	FIRST ISSUE			DPL
2	13/02/04	DISC MASS ADDED			JH
3	07/06/05	'12 SLOTS' SAID '8 SLOTS'		L12	JH
4	10/04/06 B4460	DISC CONVERTED TO TWIN TURNING 0.20/0.00 STEP ADDED Ø256.71 ADDED DISC INSTALLATION VIEW ADDED			SAT 4J 5F 12K

SCALE 1:2	SHEET 1 OF 1
DRAWN	Dermot Lynch
APPROVED	
DERIVED FROM	
TITLE	
Ø355.60 x 32.00 VENTILATED DISC	
DRG NO.	CP3581-1128/1129