

A1 INSTALLATION DRAWING

IF THIS DOCUMENT IS PRINTED IN HARDCOPY, IT IS FOR INFORMATION USE ONLY AND THEREFORE IS NOT SUBJECT TO UPDATING CONTROLS. ALWAYS REFER TO SOLIDWORKS VIEWER FOR LATEST ISSUE



THIS DRAWING IS CONFIDENTIAL AND IS SUPPLIED ON THE EXPRESS CONDITION THAT IT SHALL NOT BE LOANED OR COPIED OR DISCLOSED TO ANY OTHER PERSON OR USED FOR ANY OTHER PURPOSE WITHOUT THE WRITTEN CONSENT OF AP RACING LTD.



AP Racing
Wheler Road
Coventry
CV3 4LB

Tel: +44 (0) 24 7663 9595
Fax: +44 (0) 24 7663 9559
e-mail: engineering@apracings.com
Web site: <http://www.apracings.com>

© AP Racing Ltd. 2005

NOTE:
R.H. AS DRAWN
L.H. OPPOSITE

THIS IS A 48 VANE DISC
APPROX DISC WEIGHT = 7.28KG

THIS DISC HAS BEEN DESIGNED TO WORK WITH A
PAD SWEEP DEPTH OF D53.4

FOR DISC MOUNTING TECHNIQUES,
BEDDING PROCEDURE AND DISC
COOLING RECOMMENDATIONS SEE
A P RACING BRAKE CALIPER CATALOGUE

SUFFIX TO DISC PART NUMBERS

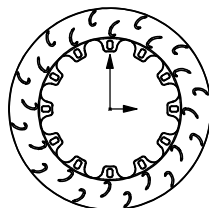
P - PLAIN NO HOLES OR GROOVES

D - CROSS DRILLED & CHAMFERED ONLY

CGnn - CURVED GROOVES - FIGURE nn DENOTES
NUMBER OF GROOVES PER FACE
e.g CG12 - 12 GROOVES PER FACE

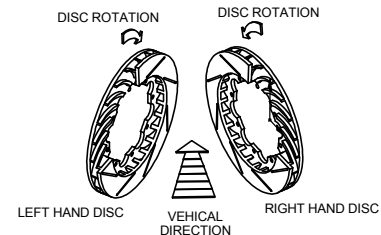
CURVED GROOVES MAINTAIN ANGLE OF
ATTACK FROM I/D TO O/D

GA - J HOOK GROOVES POSITIONED IN RELATION
TO MOUNTINGS.



GA GROOVE PATTERN

DISC INSTALLATION



LEFT HAND DISC

VEHICAL DIRECTION

RIGHT HAND DISC

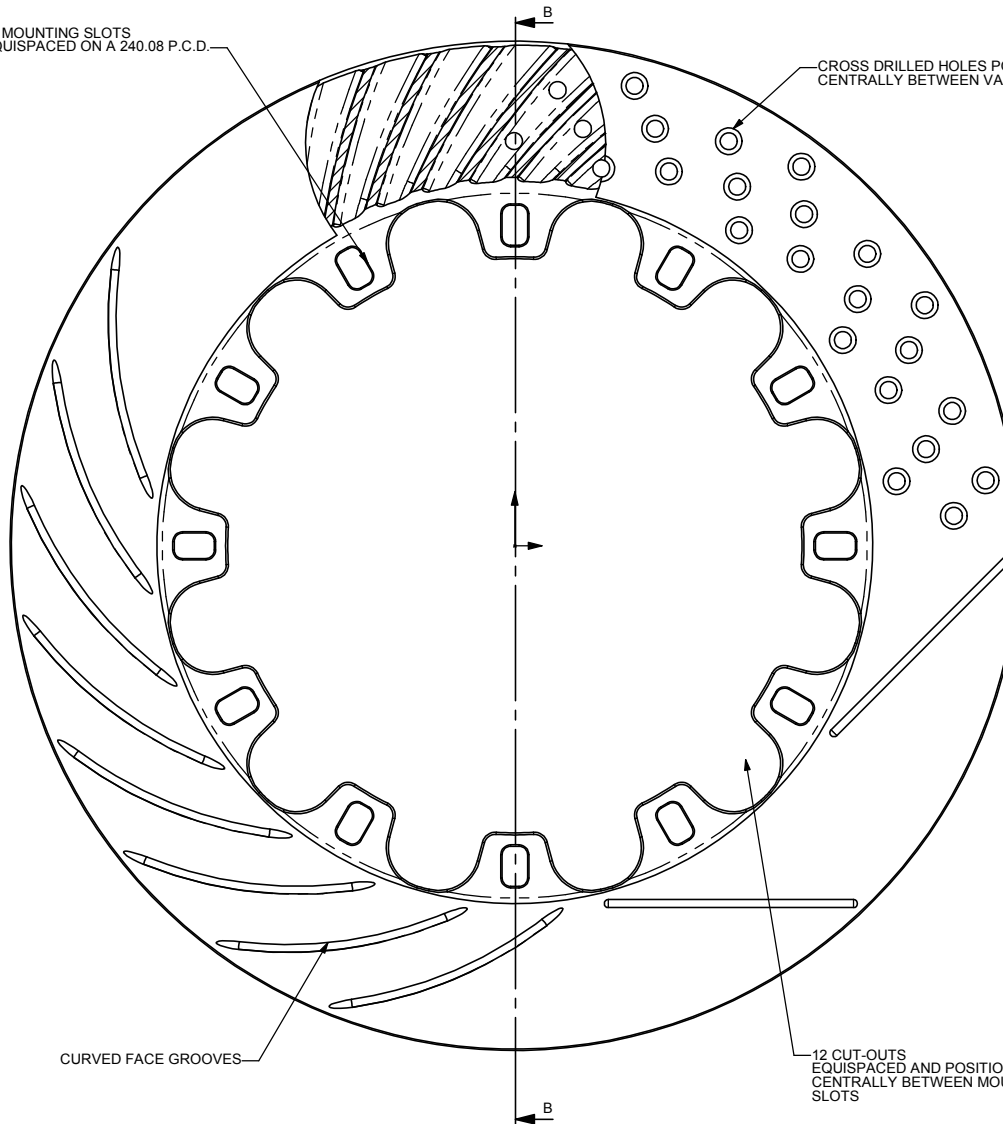
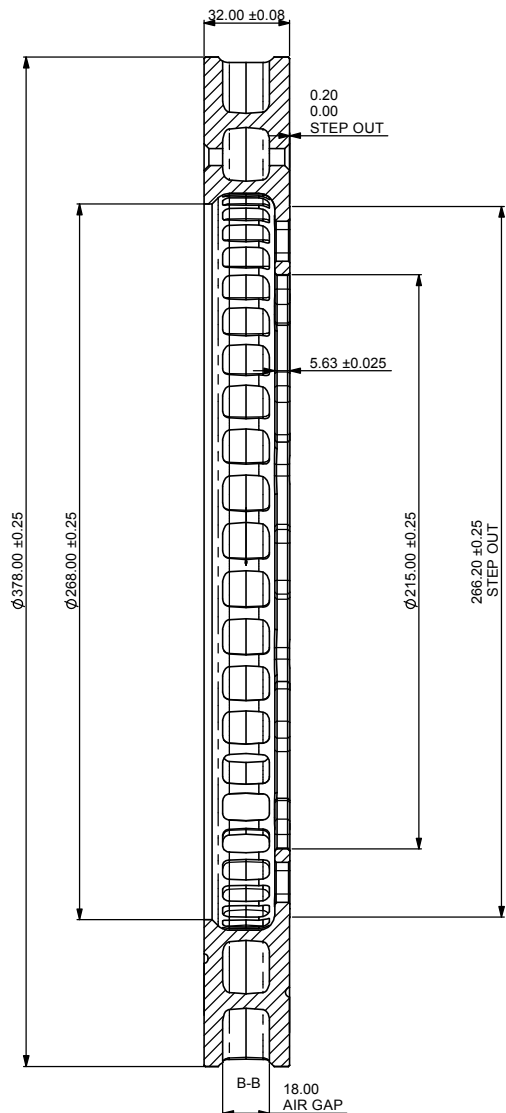
DIRECTION OF DISC ROTATION

12 MOUNTING SLOTS
EQUISPACED ON A 240.08 P.C.D.

CROSS DRILLED HOLES POSITIONED
CENTRALLY BETWEEN VANES

CURVED FACE GROOVES

12 CUT-OUTS
EQUISPACED AND POSITIONED
CENTRALLY BETWEEN MOUNTING
SLOTS



| Issue No. | Date & No. | Alterations | | |
|-----------|-------------------|---|----------|----------|
| | | Particulars | Zone | Initials |
| 18 | 22/05/02 B3344 | REDRAWN ON SOLIDWORKS | | SAT |
| 19 | 07/04/06 B4460 | CONVERTED TO TWIN TURN 0.20/0.00 STEP ADDED Ø266.20 ADDED | 3J 4F | SAT |
| 20 | 14/05/08 B5196 | GA GROOVE PATTERN ADDED | | SAT |

| | |
|------------------------------------|------------------|
| SCALE 1:1 | SHEET 1 OF 1 |
| DRAWN | Steve Thomas |
| APPROVED | |
| DERIVED FROM | |
| TITLE | |
| Ø378.00 x 32.00 VENTILATED DISC | |
| DRG NO. | CP3718-1030/1031 |