

A1 INSTALLATION DRAWING

IF THIS DOCUMENT IS PRINTED IN HARDCOPY, IT IS FOR INFORMATION USE ONLY AND THEREFORE IS NOT SUBJECT TO UPDATING CONTROLS. ALWAYS REFER TO SOLIDWORKS VIEWER FOR LATEST ISSUE



THIS DRAWING IS CONFIDENTIAL AND IS SUPPLIED ON THE EXPRESS CONDITION THAT IT SHALL NOT BE LOANED OR COPIED OR DISCLOSED TO ANY OTHER PERSON OR USED FOR ANY OTHER PURPOSE WITHOUT THE WRITTEN CONSENT OF AP RACING LTD.



AP Racing
Wheler Road
Coventry
CV3 4LB

Tel: +44 (0) 24 7663 9595
Fax: +44 (0) 24 7663 9559
e-mail: engineering@apracings.com
Web site: <http://www.apracings.com>

© AP Racing Ltd. 2005

DISC PART NUMBERS

CP3770-1014 RH AS DRAWN
CP3770-1015 LH OPPOSITE

THIS IS A 24 VANE DISC OF MASS 2420.08Kg

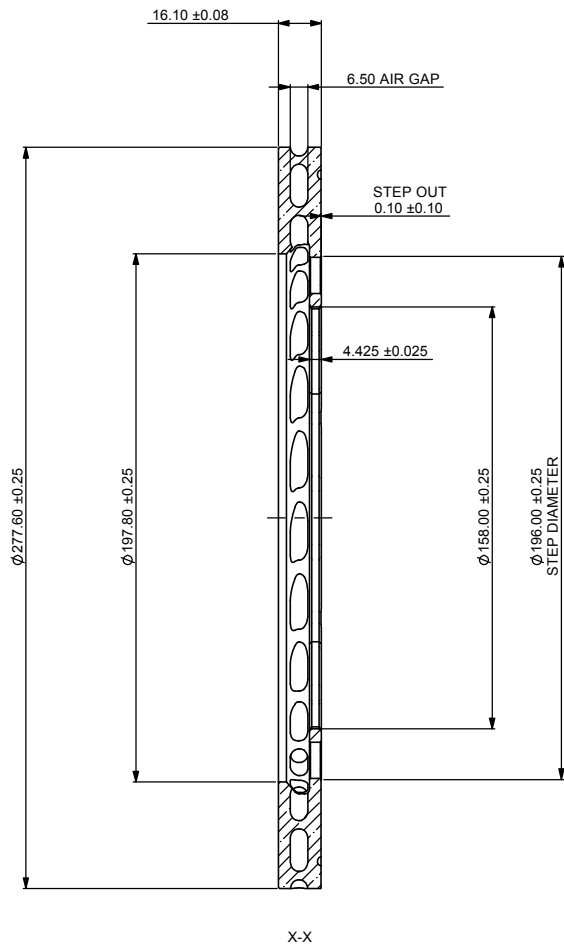
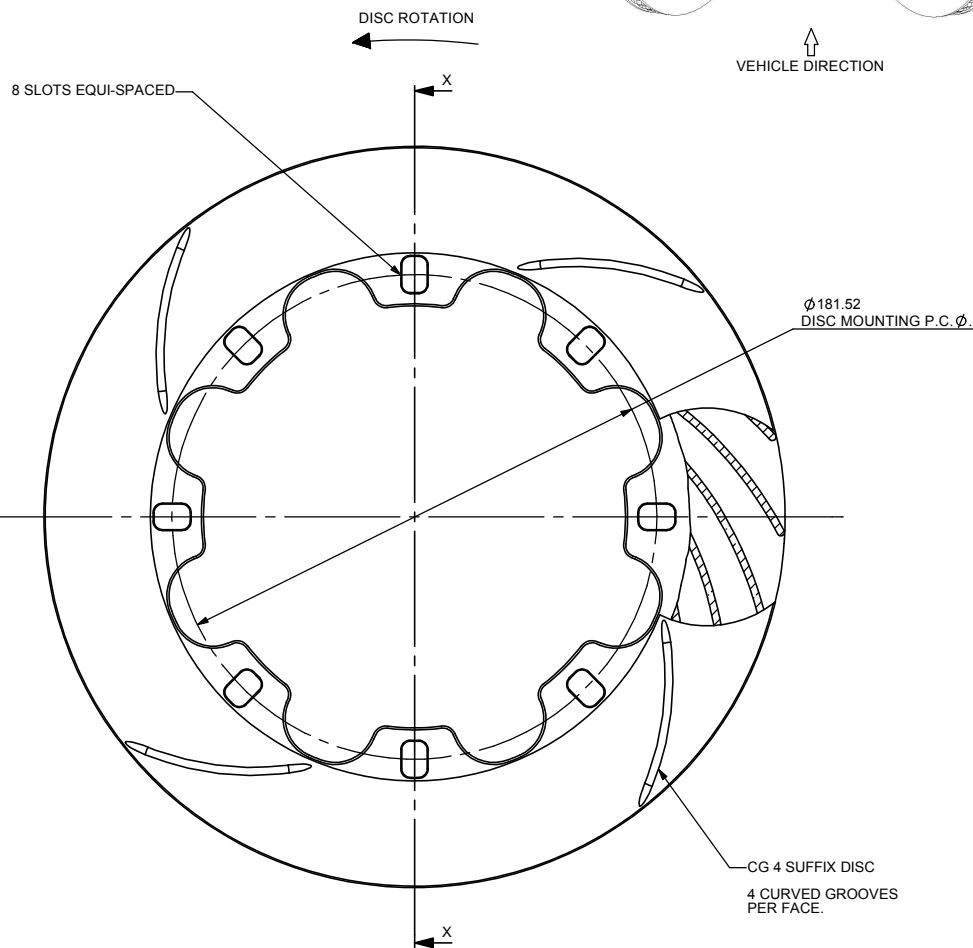
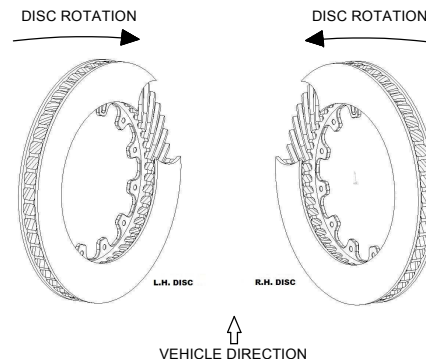
SUFFIX TO DISC PART NUMBERS

SUFFIX	DETAILS
P	PLAIN (NO GROOVE)
CG'nn'	CURVED GROOVES AS SHOWN, VALUE nn PER FACE, E.G. CG4 MEANS 4 CURVED GROOVES PER FACE AS SHOWN

THIS DISC WAS DESIGNED FOR USE WITH D38 DEPTH PADS & CP2494-595MA BOBBINS

FOR DISC MOUNTING TECHNIQUES, BEDDING PROCEDURE AND DISC COOLING RECOMMENDATION SEE BRAKE DISC CATALOGUE

DISC INSTALLATION



Issue No.	Alterations			Zone	Initials
	Date & No.	Particulars	#		
1	07/01/02 B3262	CURRENT ISSUE			DRA
2	06/12/06 B4460;ID38	CORRECTION TO 'C' DIMN Ø197.8 WAS Ø194.0 0.00 / 0.20 STEP OUT ADDED Ø196.0 ADDED			DRA

SCALE 1:1	SHEET 1 OF 1
DRAWN	D.ARROWSMITH
APPROVED	
DERIVED FROM	
TITLE	
VENTILATED DISC MACHINING DRAWING	
DRG NO.	CP3770-1014~5 CD