

A1 INSTALLATION DRAWING

IF THIS DOCUMENT IS PRINTED IN HARDCOPY, IT IS FOR INFORMATION USE ONLY AND THEREFORE IS NOT SUBJECT TO UPDATING CONTROLS. ALWAYS REFER TO SOLIDWORKS VIEWER FOR LATEST ISSUE



THIS DRAWING IS CONFIDENTIAL AND IS SUPPLIED ON THE EXPRESS CONDITION THAT IT SHALL NOT BE LOANED OR COPIED OR DISCLOSED TO ANY OTHER PERSON OR USED FOR ANY OTHER PURPOSE WITHOUT THE WRITTEN CONSENT OF AP RACING LTD.



AP Racing
Wheler Road
Coventry
CV3 4LB

Tel: +44 (0) 24 7663 9595
Fax: +44 (0) 24 7663 9559
e-mail: engineering@apracings.com
Web site: <http://www.apracings.com>

© AP Racing Ltd. 2005

DISC PART NUMBERS

CP3770-1026 R.H. AS DRAWN
CP3770-1027 L.H. OPPOSITE

THIS IS A 24 VANE DISC OF MASS 3.03 Kg

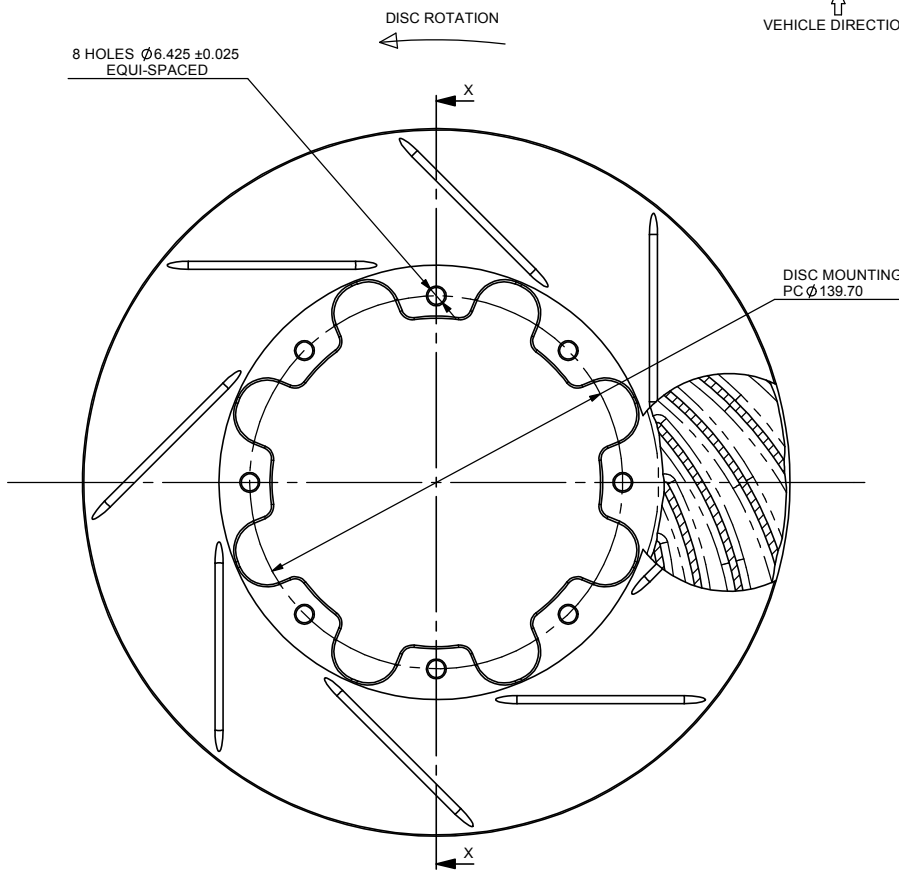
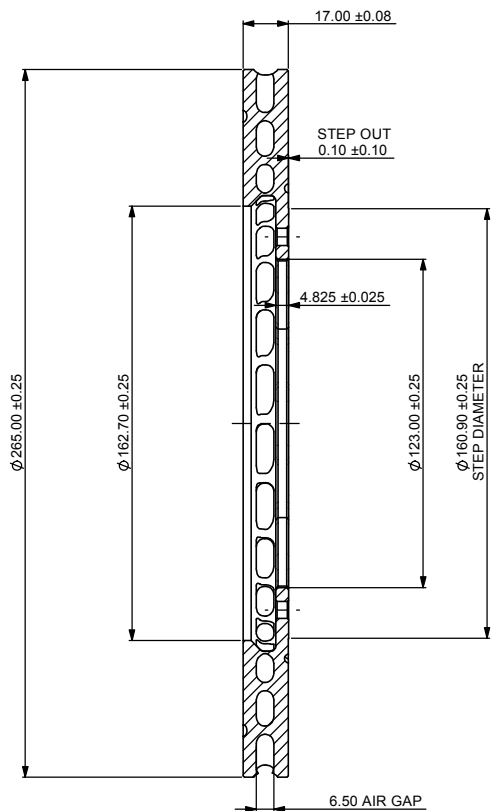
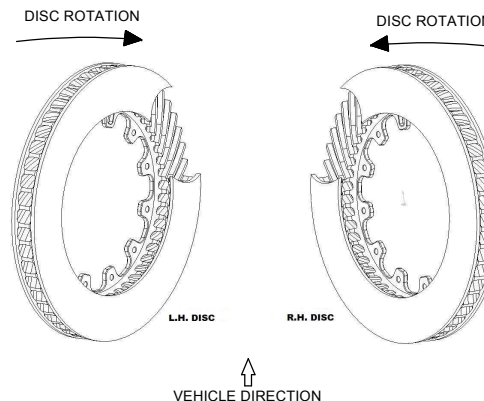
THIS DISC WAS DESIGNED TO WORK WITH D50 DEPTH PADS

FOR DISC MOUNTING TECHNIQUES, BEDDING PROCEDURE AND DISC COOLING RECOMMENDATIONS SEE AP RACING BRAKE DISC CATALOGUE.

SUFFIX TO DISC PART NUMBERS:

P = PLAIN, NO GROOVES OR HOLES.
Gn = STRAIGHT GROOVES AS SHOWN, VALUE n PER FACE
i.e. G8 MEANS 8 GROOVVES PER FACE.

DISC INSTALLATION



Issue No.	Alterations		Zone	Initials
	Date & No.	Particulars		
1	06/04/04 B3923	FIRST ISSUE		JH
2	24/09/07 B4460;1D74	0.20 / 0.00 STEP OUT ADDED Ø160.9 STEP DIA ADDED		DRA

SCALE 1:1		SHEET 1 OF 1	
DRAWN	jheritage		
APPROVED			
DERIVED FROM			
TITLE			
Ø265.0 x 17.0			
VENTILATED DISC			
DRG NO.	CP3770-1026 / 1027 CD		