

A1 INSTALLATION DRAWING

IF THIS DOCUMENT IS PRINTED IN HARDCOPY, IT IS FOR INFORMATION USE ONLY AND THEREFORE IS NOT SUBJECT TO UPDATING CONTROLS. ALWAYS REFER TO SOLIDWORKS VIEWER FOR LATEST ISSUE

FIRST ANGLE PROJECTION

THIS DRAWING IS CONFIDENTIAL AND IS SUPPLIED ON THE EXPRESS CONDITION THAT IT SHALL NOT BE LOANED OR COPIED OR DISCLOSED TO ANY OTHER PERSON OR USED FOR ANY OTHER PURPOSE WITHOUT THE WRITTEN CONSENT OF AP RACING LTD.

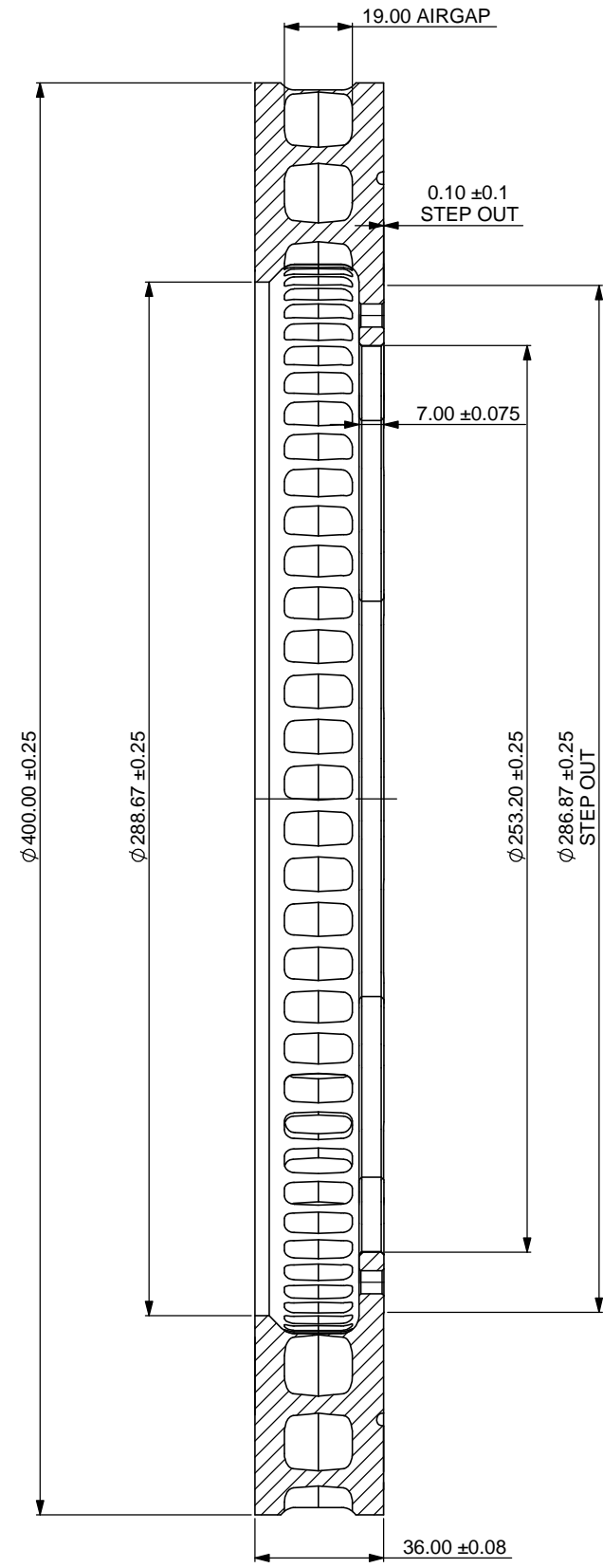


AP Racing
Wheler Road
Coventry
CV3 4LB

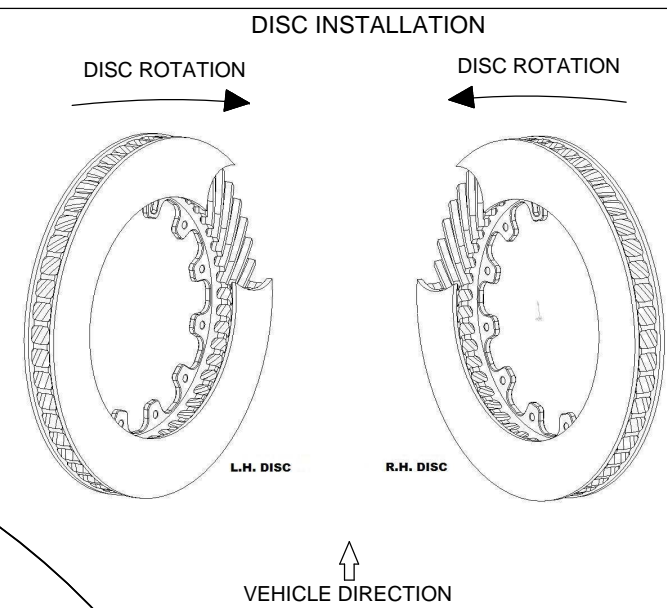
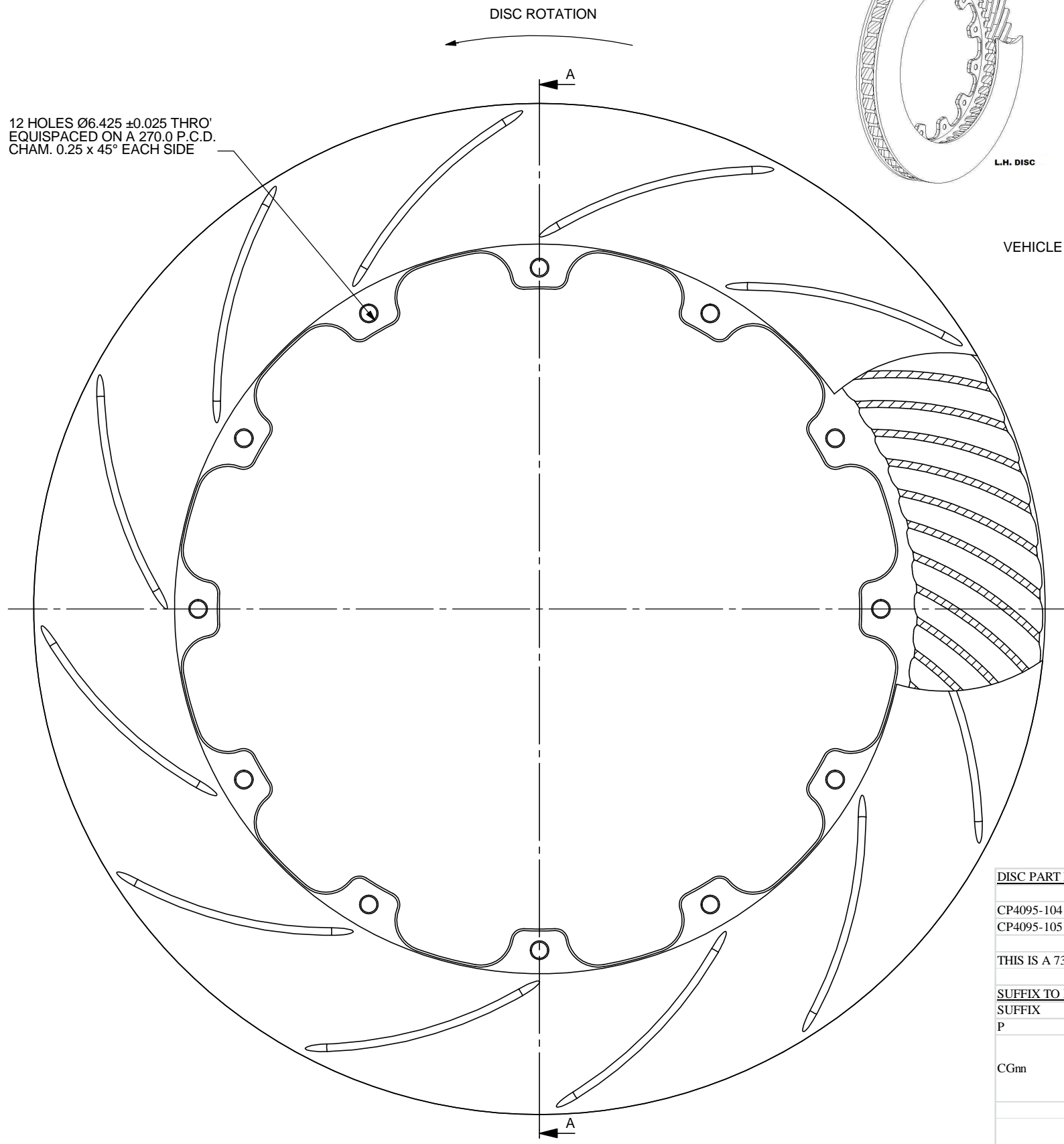
Tel: +44 (0) 24 7663 9595
Fax: +44 (0) 24 7663 9559
e-mail: engineering@apracings.com
Web site: http://www.apracings.com

© AP Racing Ltd. 2005

Issue No.	Alterations		Zone	Initials
	Date & No.	Particulars		
1	23/04/07 B4865	FIRST ISSUE		SAT



12 HOLES Ø6.425 ± 0.025 THRO' EQUISPACED ON A 270.0 P.C.D. CHAM. 0.25 x 45° EACH SIDE



DISC PART NUMBERS	
CP4095-104	RH AS DRAWN
CP4095-105	LH OPPOSITE
THIS IS A 73 VANE DISC OF MASS 9.33Kg	
SUFFIX TO DISC PART NUMBERS	
SUFFIX	DETAILS
P	PLAIN (NO GROOVES)
CGnn	CURVED GROOVES AS SHOWN, VALUE 'nn' PER FACE e.g. CG12 MEANS 12 CURVED GROOVES PER FACE
FOR DISC MOUNTING TECHNIQUES, BEDDING PROCEDURE AND DISC COOLING RECOMMENDATIONS SEE AP RACING BRAKE DISC CATALOGUE	

SCALE 1:1	SHEET 1 OF 1
DRAWN	Steve Thomas
APPROVED	
DERIVED FROM	
TITLE	
Ø400 x 36.00	
73 VANE DISC M/C DRG	
DRG NO.	CP4095-104/105CD