

A1 INSTALLATION DRAWING

IF THIS DOCUMENT IS PRINTED IN HARDCOPY, IT IS FOR INFORMATION USE ONLY AND THEREFORE IS NOT SUBJECT TO UPDATING CONTROLS. ALWAYS REFER TO SOLIDWORKS VIEWER FOR LATEST ISSUE



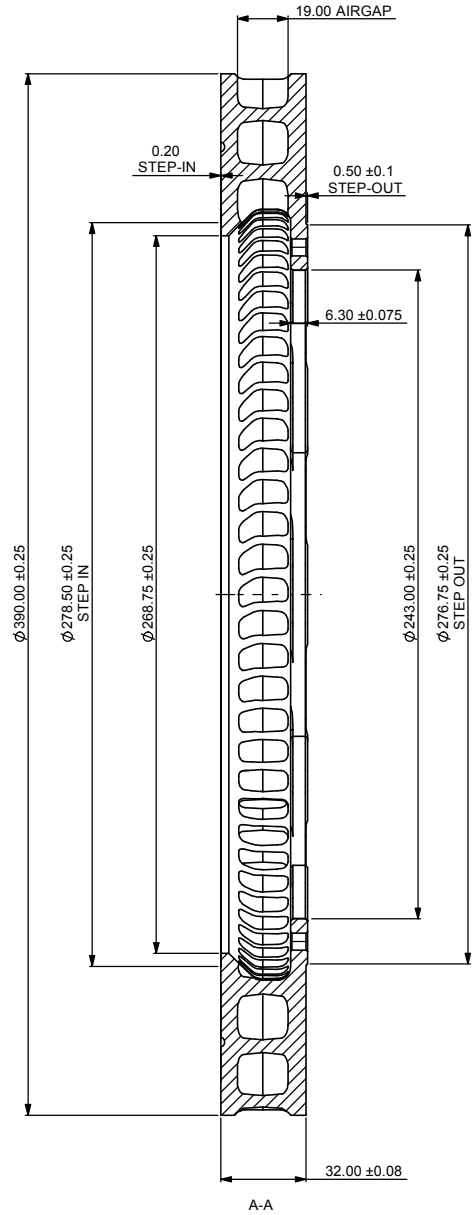
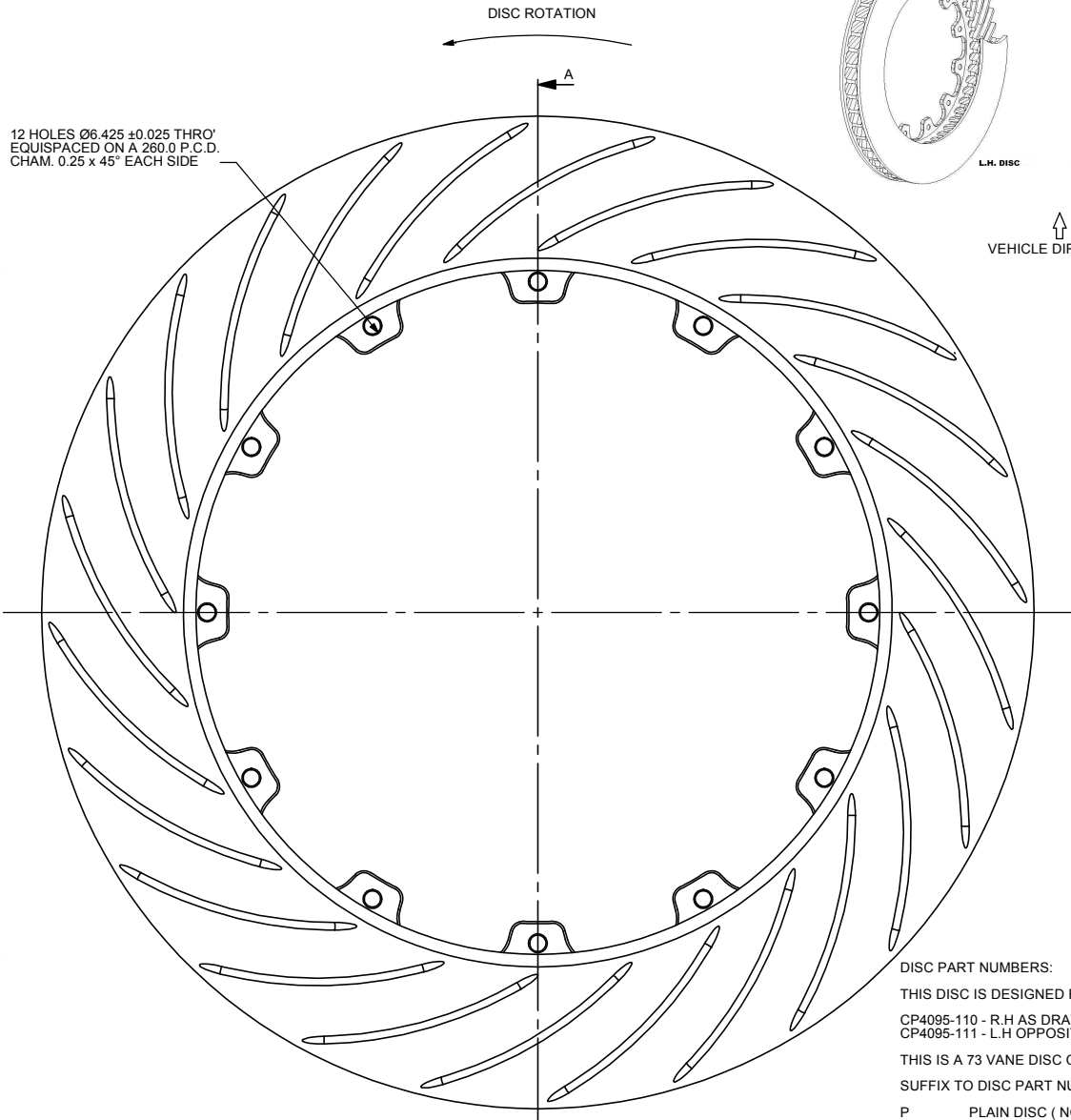
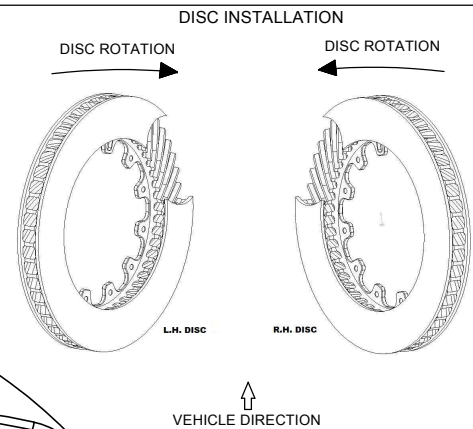
THIS DRAWING IS CONFIDENTIAL AND IS SUPPLIED ON THE EXPRESS CONDITION THAT IT SHALL NOT BE LOANED OR COPIED OR DISCLOSED TO ANY OTHER PERSON OR USED FOR ANY OTHER PURPOSE WITHOUT THE WRITTEN CONSENT OF AP RACING LTD.



AP Racing
Wheler Road
Coventry
CV3 4LB
Tel: +44 (0) 24 7663 9595
Fax: +44 (0) 24 7663 9559
e-mail: engineering@apracings.com
Web site: <http://www.apracings.com>

© AP Racing Ltd. 2005

Issue No.	Alterations		Zone	Initials
	Date & No.	Particulars		
1	09/02/09 B5455	FIRST ISSUE		JH



DISC PART NUMBERS:
THIS DISC IS DESIGNED FOR USE WITH A D54 PAD.
CP4095-110 - R.H AS DRAWN
CP4095-111 - L.H OPPOSITE

THIS IS A 73 VANE DISC OF MASS 7.68Kg

SUFFIX TO DISC PART NUMBERS:
P PLAIN DISC (NO GROOVES)
CGnn CURVED GROOVES AS SHOWN
VALUE 'nn' PER FACE e.g CG24
MEANS 24 GROOVES PER FACE

FOR DISC MOUNTING TECHNIQUES, BEDDING PROCEDURE AND DISC COOLING RECOMMENDATIONS SEE AP RACING BRAKE DISC CATALOGUE

SCALE 1:1	SHEET 1 OF 1
DRAWN	jheritage
APPROVED	
DERIVED FROM	CP4095-100/101
TITLE	Ø390 x 32 73 VANE DISC M/C DRG
DRG NO.	CP4095-110~1CD