

A1 INSTALLATION DRAWING

IF THIS DOCUMENT IS PRINTED IN HARDCOPY, IT IS FOR INFORMATION USE ONLY AND THEREFORE IS NOT SUBJECT TO UPDATING CONTROLS. ALWAYS REFER TO SOLIDWORKS VIEWER FOR LATEST ISSUE



THIS DRAWING IS CONFIDENTIAL AND IS SUPPLIED ON THE EXPRESS CONDITION THAT IT SHALL NOT BE LOANED OR COPIED OR DISCLOSED TO ANY OTHER PERSON OR USED FOR ANY OTHER PURPOSE WITHOUT THE WRITTEN CONSENT OF AP RACING LTD.



AP Racing
Wheler Road
Coventry
CV3 4LB

Tel: +44 (0) 24 7663 9595
Fax: +44 (0) 24 7663 9559
e-mail: engineering@apracings.co.uk
Web site: http://www.apracings.com

© AP Racing Ltd. 2005

DISC PART NUMBERS:

CP4348-2636 RH AS SHOWN
CP4348-2637 LH OPPOSITE

THIS IS A 48 VANES DISC OF MASS 5.26kg

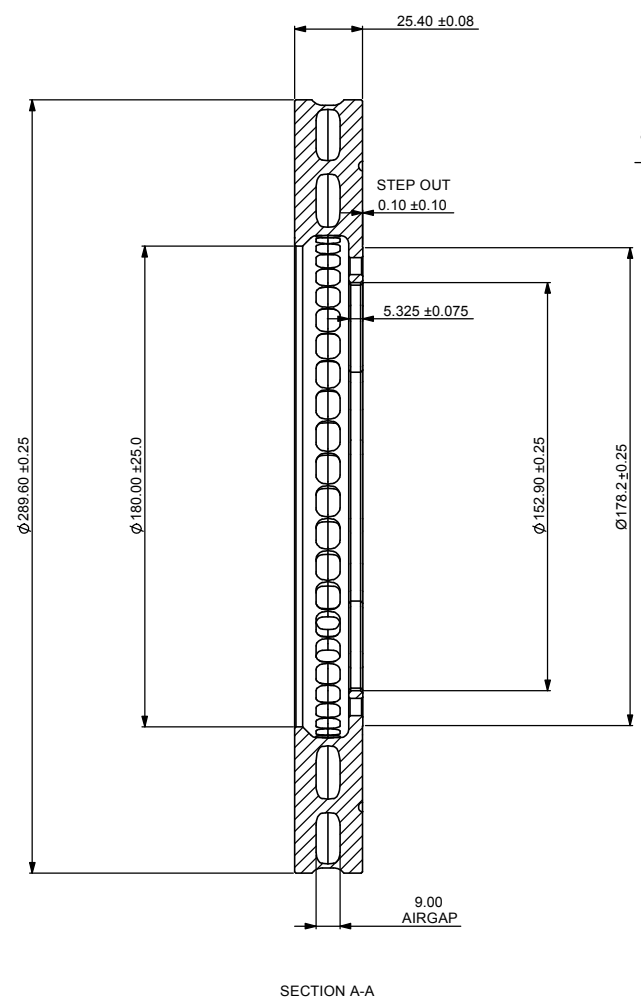
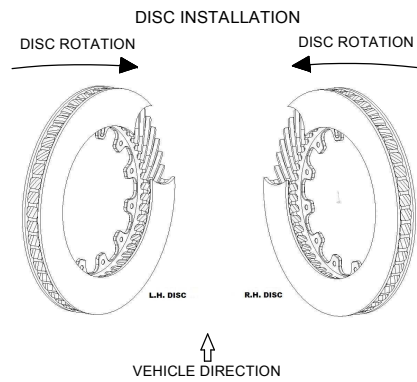
THIS DISC WAS DESIGNED TO WORK WITH A D54 DEPTH PAD.

SUFFIX TO DISC PART NUMBERS

SUFFIX DETAILS

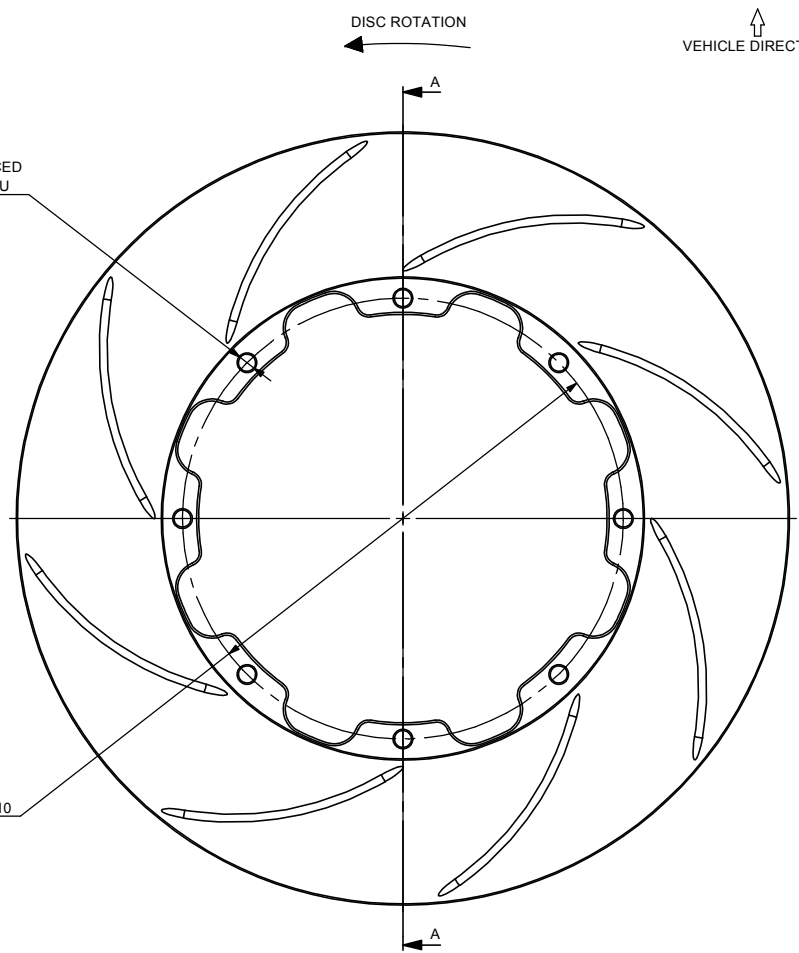
P PLAIN (NO GROOVES)
CGnn CURVED GROOVES AS SHOWN, VALUE nn PER FACE
i.e. CG8 MEANS 8 CURVED GROOVES PER FACE.

FOR DISC MOUNTING TECHNIQUES, BEDDING PROCEDURE AND DISC COOLING RECOMMENDATIONS SEE AP RACING BRAKE DISC CATALOGUE.



8 HOLES EQUI-SPACED
Ø6.425 ±0.025 THRU

PC Ø165.10



Issue No.	Alterations		Zone	Initials
	Date & No.	Particulars		
1	04/10/06 B4653	FIRST ISSUE		DRA

SCALE 1:1		SHEET 1 OF 1	
DRAWN	D.ARROWSMITH		
APPROVED			
DERIVED FROM			
TITLE			
Ø289.60 x 25.40			
CURVED GROOVE DISC			
DRG NO.	CP4348-2636/2637 CD		