

A1 INSTALLATION DRAWING

IF THIS DOCUMENT IS PRINTED IN HARDCOPY, IT IS FOR INFORMATION USE ONLY AND THEREFORE IS NOT SUBJECT TO UPDATING CONTROLS. ALWAYS REFER TO SOLIDWORKS VIEWER FOR LATEST ISSUE



THIS DRAWING IS CONFIDENTIAL AND IS SUPPLIED ON THE EXPRESS CONDITION THAT IT SHALL NOT BE LOANED OR COPIED OR DISCLOSED TO ANY OTHER PERSON OR USED FOR ANY OTHER PURPOSE WITHOUT THE WRITTEN CONSENT OF AP RACING LTD.



AP Racing
Wheler Road
Coventry
CV3 4LB

Tel: +44 (0) 24 7663 9595
Fax: +44 (0) 24 7663 9559
e-mail: engineering@apracings.co.uk
Web site: <http://www.apracings.com>

© AP Racing Ltd. 2005

DISC PART NUMBERS:

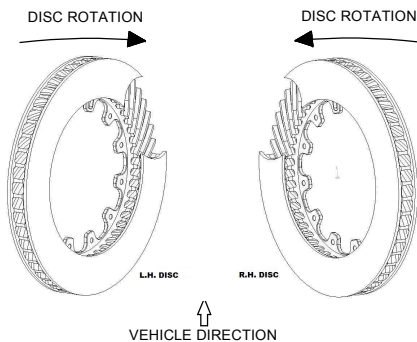
CP4448-746 RH AS SHOWN
CP4448-747 LH OPPOSITE

THIS IS A 48 VANES DISC OF MASS 2.99kg

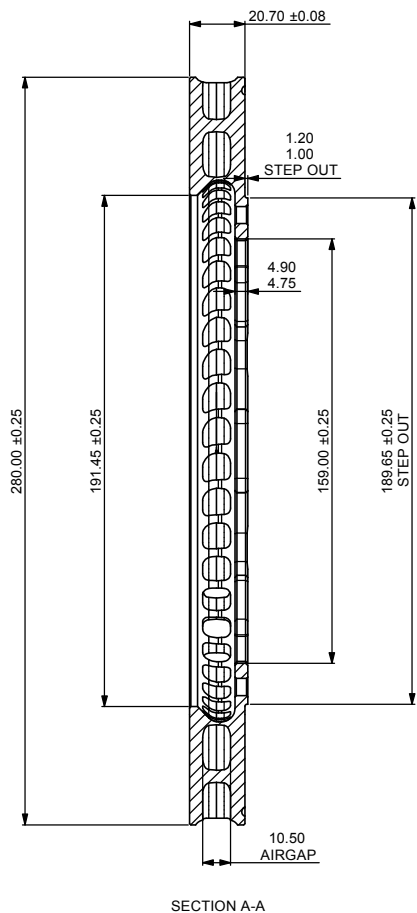
THIS DISC WAS DESIGNED TO WORK WITH A D43 DEPTH PAD.

FOR DISC MOUNTING TECHNIQUES, BEDDING PROCEDURE AND DISC COOLING RECOMMENDATIONS SEE AP RACING BRAKE DISC CATALOGUE.

DISC INSTALLATION

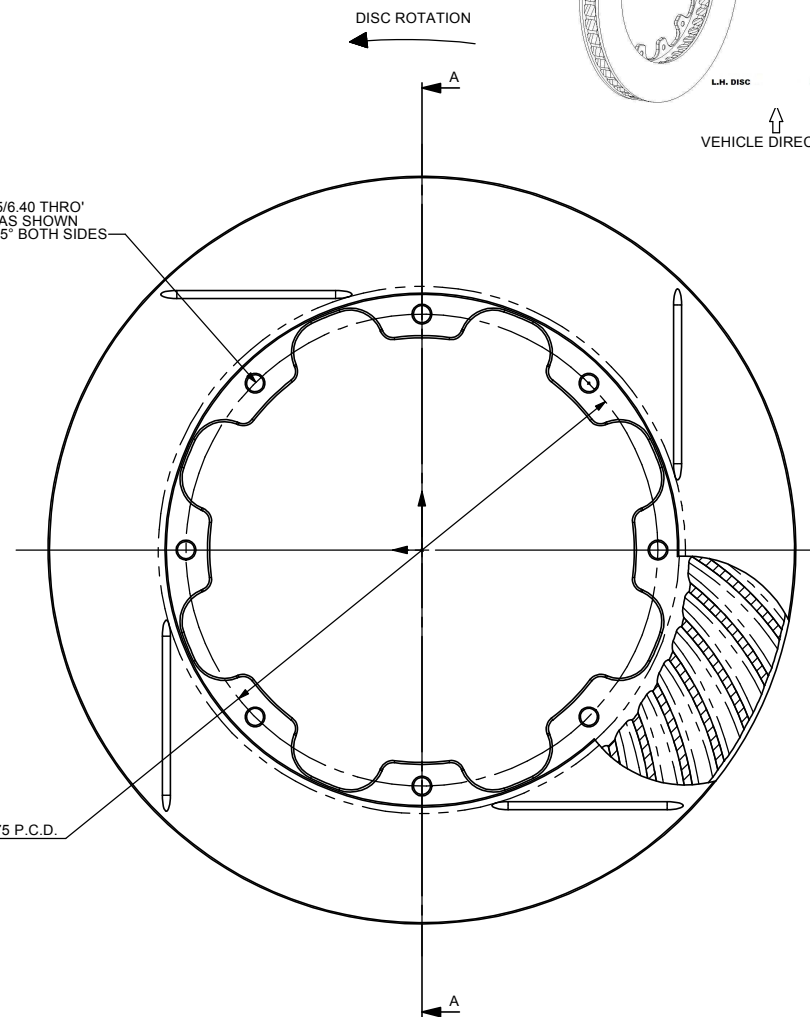


Issue No.	Alterations		Zone	Initials
	Date & No.	Particulars		
1	14/09/06 B4638	FIRST ISSUE		SAT



8 HOLES Ø6.45/6.40 THRO' EQUISPACED AS SHOWN CHAMF' 0.5 x 45° BOTH SIDES

Ø176.75 P.C.D.



SCALE 1:1	SHEET 1 OF 1
DRAWN	Steve Thomas
APPROVED	
DERIVED FROM	
TITLE	
Ø280.00 x 20.70	
STRAIGHT GROOVE DISC	
DRG NO.	CP4448-746/7475G4