

# A1 INSTALLATION DRAWING

IF THIS DOCUMENT IS PRINTED IN HARDCOPY, IT IS FOR INFORMATION USE ONLY AND THEREFORE IS NOT SUBJECT TO UPDATING CONTROLS. ALWAYS REFER TO SOLIDWORKS VIEWER FOR LATEST ISSUE



THIS DRAWING IS CONFIDENTIAL AND IS SUPPLIED ON THE EXPRESS CONDITION THAT IT SHALL NOT BE LOANED OR COPIED OR DISCLOSED TO ANY OTHER PERSON OR USED FOR ANY OTHER PURPOSE WITHOUT THE WRITTEN CONSENT OF AP RACING LTD.



AP Racing  
Wheler Road  
Coventry  
CV3 4LB

Tel: +44 (0) 24 7663 9595  
Fax: +44 (0) 24 7663 9559  
e-mail: [engineering@apracings.co.uk](mailto:engineering@apracings.co.uk)  
Web site: <http://www.apracings.com>

© AP Racing Ltd. 2005

DISC PART NUMBERS  
CP4542-112 RH AS SHOWN  
CP4542-113 LH OPPOSITE

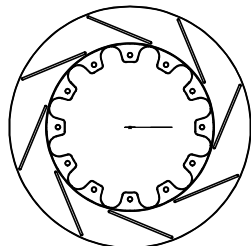
THIS 48 VANE DISC HAS A MASS OF 7349 grams.

SUFFIX TO DISC PART NUMBERS:


SUFFIX DETAILS  
P PLAIN (NO GROOVES)  
Gnn CURVED GROOVES (nn IS THE NUMBER OF GROOVES PER FACE).  
CGnn CURVED GROOVES (nn IS THE NUMBER OF GROOVES PER FACE).  
SD

THIS DISC WAS DESIGNED TO WORK WITH A D55 PADS.

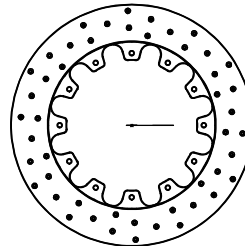
FOR DISC MOUNTING TECHNIQUES, BEDDING PROCEDURE AND DISC COOLING RECOMMENDATIONS SEE AP RACING BRAKE DISC CATALOGUE.



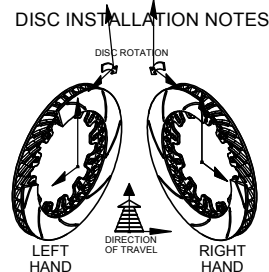
G GROOVES



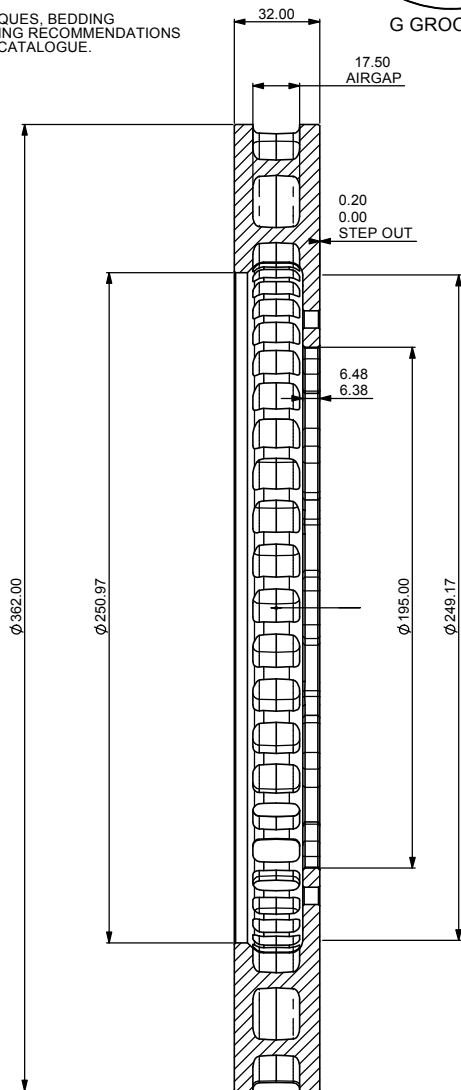
CG GROOVES



SD DRILLINGS



DISC INSTALLATION NOTES



SECTION A-A

12 HOLES  
Ø 6.46  
Ø 6.41  
EQUISPACED  
AS SHOWN

Ø215.90  
PCD

PLAIN DISC  
SHOWN.

Alterations		Zone	Initials
Issue No.	Date & No.	Particulars	
1	26/01/2006 B4460	FIRST ISSUE	

SCALE 1:1		SHEET 1 OF 1	
DRAWN	Chris Arrowsmith		
APPROVED			
DERIVED FROM	CP4542-102-3		
TITLE			
Ø362 x 32			
VENTILATED DISC			
DRG NO.	CP4542-112/113CD		