

A1 INSTALLATION DRAWING

IF THIS DOCUMENT IS PRINTED IN HARDCOPY, IT IS FOR INFORMATION USE ONLY AND THEREFORE IS NOT SUBJECT TO UPDATING CONTROLS. ALWAYS REFER TO SOLIDWORKS VIEWER FOR LATEST ISSUE



THIS DRAWING IS CONFIDENTIAL AND IS SUPPLIED ON THE EXPRESS CONDITION THAT IT SHALL NOT BE LOANED OR COPIED OR DISCLOSED TO ANY OTHER PERSON OR USED FOR ANY OTHER PURPOSE WITHOUT THE WRITTEN CONSENT OF AP RACING LTD.



AP Racing
Wheler Road
Coventry
CV3 4LB

Tel: +44 (0) 24 7663 9595
Fax: +44 (0) 24 7663 9559
e-mail: engineering@apracings.co.uk
Web site: http://www.apracings.com

© AP Racing Ltd. 2005

DISC PART NUMBERS

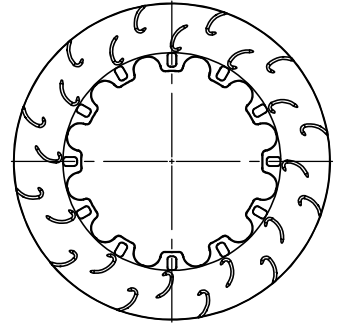
CP5772-1150 RH AS DRAWN
CP5772-1151 LH OPPOSITE

THIS IS A 72 VANES DISC OF MASS 6.63 KG.
THIS DISC WAS DESIGNED TO WORK WITH D54 DEPTH PADS.

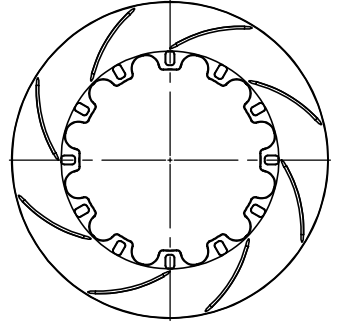
SUFFIX TO DISC PART NUMBERS:

SUFFIX	DETAILS
P	PLAIN (NO GROOVES)
CG8	8 CURVED GROOVES PER FACE EQUISPACED AND OF STAGGERED ANGULAR RELATIONSHIP
GA	SET OF J HOOK GROOVES AS SHOWN
	NUMBER OF SETS CORRESPONDS TO NUMBER OF MOUNTINGS
RA	SET OF J HOOK GROOVES AS SHOWN BREAKING THROUGH OD.
	NUMBER OF SETS CORRESPONDS TO NUMBER OF MOUNTINGS.

FOR DISC MOUNTING TECHNIQUES, BEDDING PROCEDURE AND DISC COOLING RECOMMENDATIONS SEE AP RACING BRAKE DISC CATALOGUE.

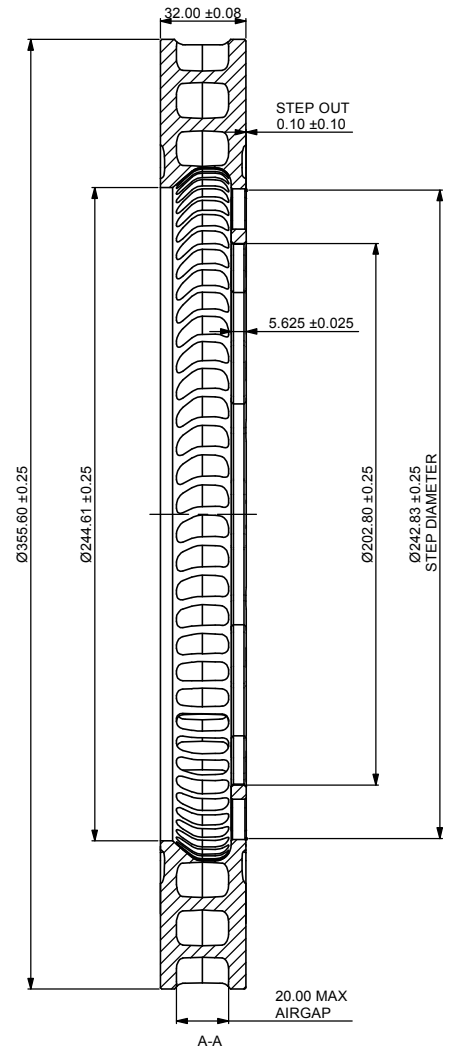
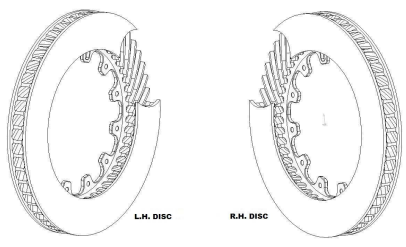


RA TYPE GROOVES

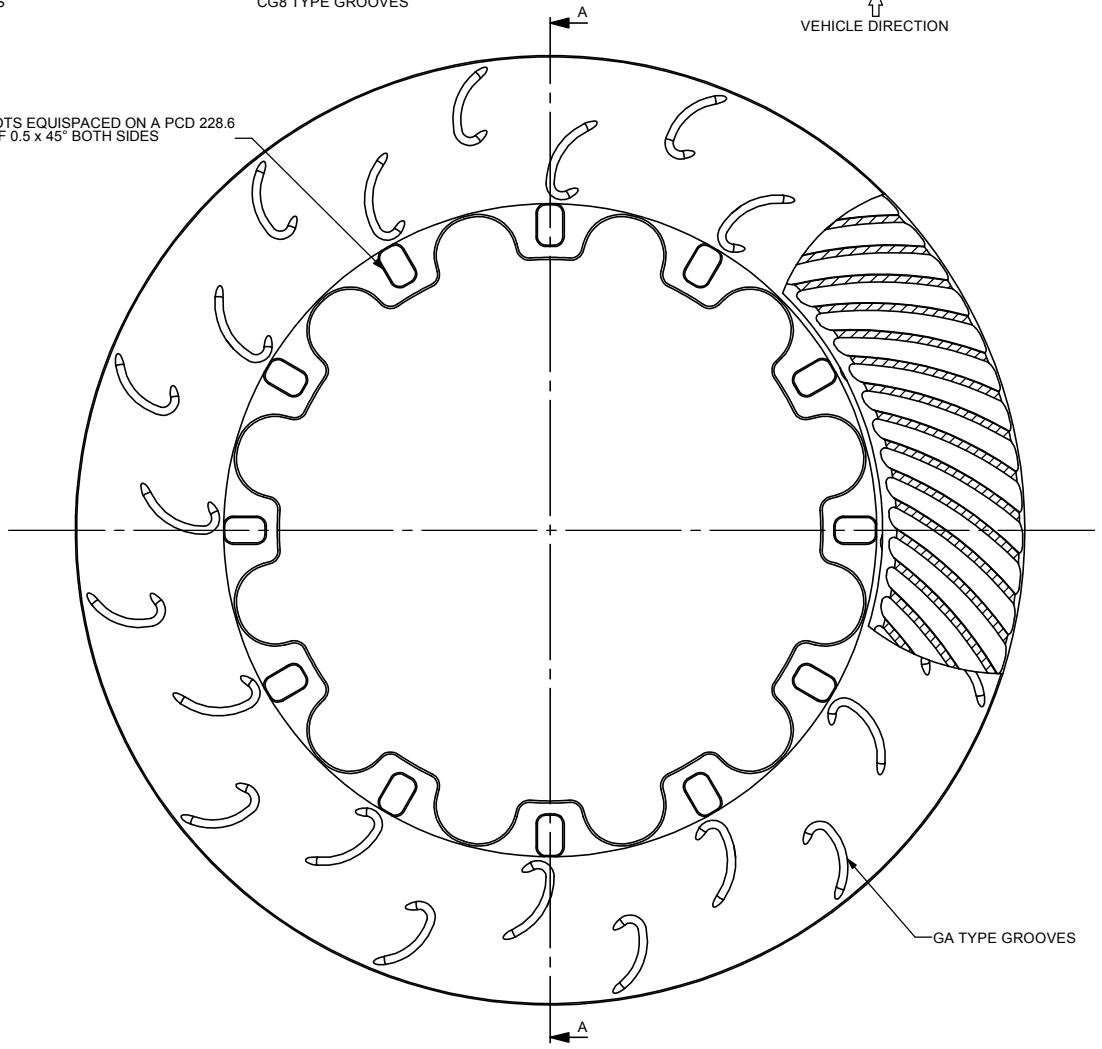


CG8 TYPE GROOVES

DISC INSTALLATION



12 SLOTS EQUISPACED ON A PCD 228.6
CHAMF 0.5 x 45° BOTH SIDES



Issue No.	Date & No.	Alterations		Zone	Initials
		Particulars	#		
1	30/01/02	FIRST ISSUE			
2	04/07/07 B4912	NOW INCLUDES GA GROOVE VERSION. STEP DIMS ADDED.			DRA
3	07/12/07 B5045	CG8 GROOVE TYPE ADDED			BAT

SCALE 1:1	SHEET 1 OF 1
DRAWN	Steve Thomas
APPROVED	
DERIVED FROM	
TITLE	
VENTILATED DISC	
Ø355.6 x 32.0 - 72 VANES	
DRG NO.	CP5772-1150 / 1151 CD