

# A1 INSTALLATION DRAWING

IF THIS DOCUMENT IS PRINTED IN HARDCOPY, IT IS FOR INFORMATION USE ONLY AND THEREFORE IS NOT SUBJECT TO UPDATING CONTROLS. ALWAYS REFER TO SOLIDWORKS VIEWER FOR LATEST ISSUE



THIS DRAWING IS CONFIDENTIAL AND IS SUPPLIED ON THE EXPRESS CONDITION THAT IT SHALL NOT BE LOANED OR COPIED OR DISCLOSED TO ANY OTHER PERSON OR USED FOR ANY OTHER PURPOSE WITHOUT THE WRITTEN CONSENT OF AP RACING LTD.



AP Racing  
Wheler Road  
Coventry  
CV3 4LB

Tel: +44 (0) 24 7663 9595  
Fax: +44 (0) 24 7663 9559  
e-mail: [engineering@apracings.co.uk](mailto:engineering@apracings.co.uk)  
Web site: <http://www.apracings.com>

© AP Racing Ltd. 2005

## DISC PART NUMBERS

CP6972-1030 RH AS DRAWN  
CP6972-1031 LH OPPOSITE

## PART NUMBER SUFFIX

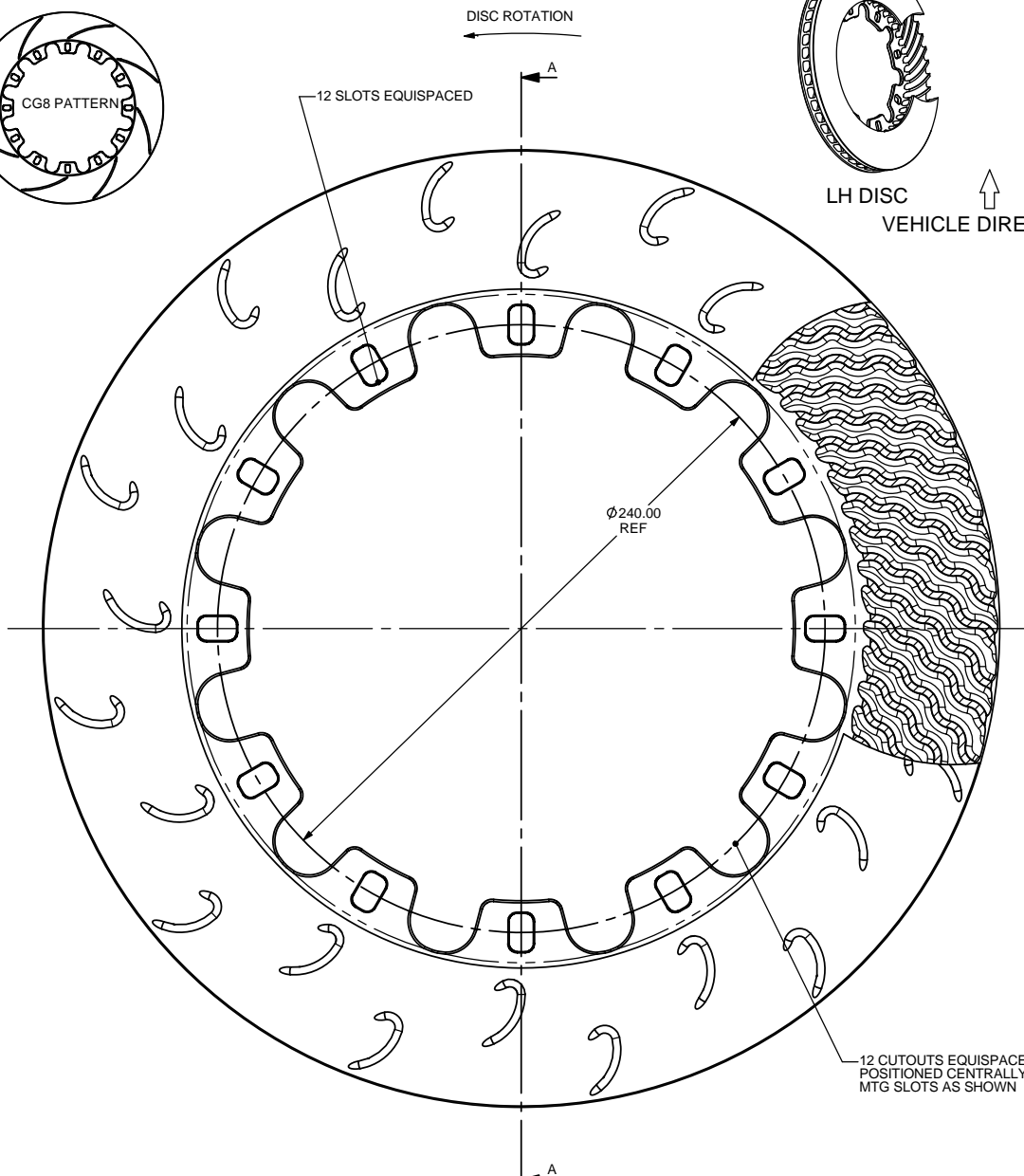

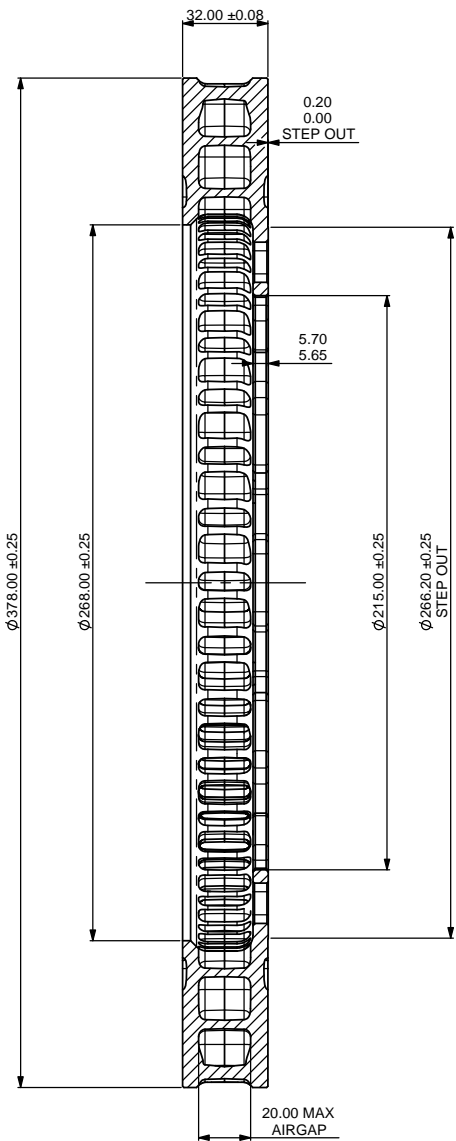
GA - 2 SETS OF 12 HOOK GROOVES ALIGNED WITH MOUNTINGS

CG8 - CURVED GROOVED 8 PER FACE WITH STAGGERED ANGULAR RELATIONSHIP

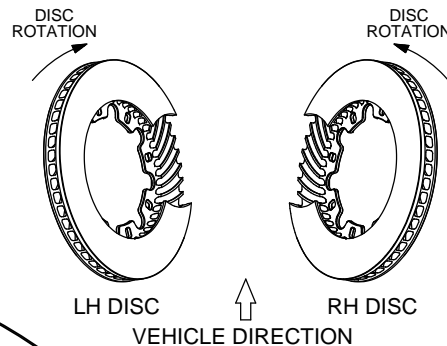
THIS IS A 72 VANES DISC OF MASS 7462.22G.

THIS DISC WAS DESIGNED TO WORK WITH D53.4 DEPTH PADS & CP2494-589MJ BOBBINS.

FOR DISC MOUNTING TECHNIQUES, BEDDING PROCEDURE AND DISC COOLING RECOMMENDATIONS SEE AP RACING BRAKE DISC CATALOGUE.



## DISC INSTALLATION



Issue No.	Alterations		Zone	Initials
	Date & No.	Particulars		
1	26/06/12	FIRST ISSUE		SAT

SCALE 1:1		SHEET 1 OF 1	
DRAWN	Steve Thomas		
APPROVED			
DERIVED FROM			
TITLE			
Ø378 x 32			
VENTED DISC			
DRG NO.	CP6972-1030/1031		